



SC Annual School Report Card Summary

EDWARDS ELEMENTARY
Chesterfield County
Grades: PK-5
Principal: Kim B. Gaskins
Superintendent: Dr. John E. Williams
Board Chair: Chad L. Vick

Enrollment: 565

PERFORMANCE

Comprehensive detail, including definitions of ratings, performance criteria, and explanations of status, is available on www.ed.sc.gov and www.eoc.sc.gov as well as school and school district websites. Printed versions are available from school districts upon request.

YEAR	ABSOLUTE RATING	GROWTH RATING	PALMETTO GOLD AND SILVER AWARD		AYP STATUS	NCLB IMPROVEMENT STATUS
			General Performance	Closing the Gap		
2011	Average	Average	TBD	TBD	Not Met	N/A
2010	Average	Average	N/A	N/A	Met	N/A
2009	Good	Average	N/A	N/A	Met	N/A

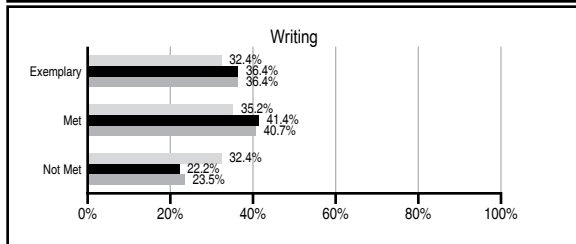
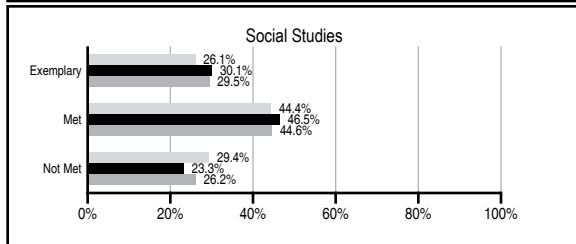
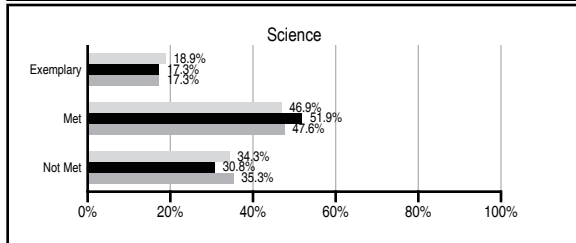
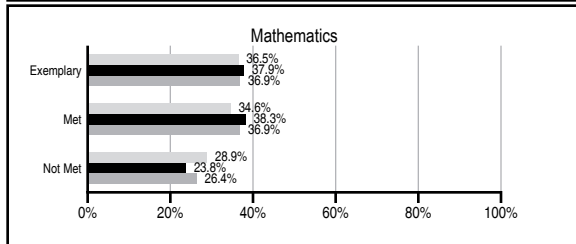
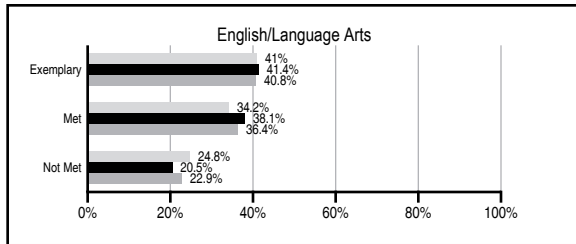
ABSOLUTE RATINGS OF ELEMENTARY SCHOOLS WITH STUDENTS LIKE OURS*

EXCELLENT	GOOD	AVERAGE	BELOW AVERAGE	AT-RISK
21	34	60	1	0

*Ratings are calculated with data available by 11/09/2011. Schools with Students Like Ours are Elementary Schools with Poverty Indices of no more than 5% above or below the index for this school.



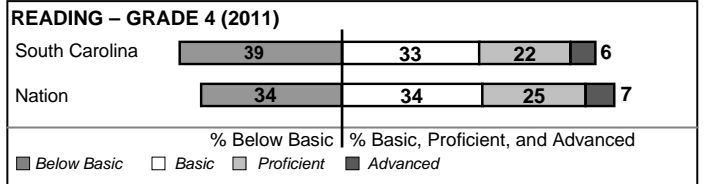
PASS PERFORMANCE

Our School
 Elementary Schools with Students Like Ours
 Elementary schools statewide



NAEP PERFORMANCE*

* Performance reported for SC and nation, data not available at school level. Percentages at NAEP Achievement Levels.



SC PERFORMANCE VISION

By 2020 all students will graduate with the knowledge and skills necessary to compete successfully in the global economy, participate in a democratic society and contribute positively as members of families and communities.

Abbreviations Key

N/A Not Applicable N/AV Not Available N/C Not Collected N/R Not Reported I/S Insufficient Sample TBD To be determined

NI Newly Identified CSI Continuing School Improvement CA Corrective Action RP Plan to Restructure R Restructure DELAY School Improvement Status HOLD School Improvement Status

EDWARDS ELEMENTARY [Chesterfield County]

SCHOOL PROFILE

	Our School	Change from Last Year	Elementary Schools with Students Like Ours	Median Elementary School
Students (n=565)				
Retention rate	0.4%	Down from 0.8%	1.3%	1.1%
Attendance rate	95.8%	Up from 95.5%	96.1%	96.2%
Served by gifted and talented program	11.2%	Down from 16.2%	14.4%	13.4%
With disabilities other than speech	3.2%	Down from 4.4%	4.9%	4.1%
Older than usual for grade	0.0%	No Change	0.3%	0.3%
Out-of-school suspensions or expulsions for violent and/or criminal offenses	0.0%	No Change	0.0%	0.0%
Teachers (n=33)				
Teachers with advanced degrees	78.8%	Down from 84.4%	61.4%	62.5%
Continuing contract teachers	90.9%	Down from 93.8%	90.1%	88.2%
Teachers returning from previous year	87.5%	Down from 91.8%	88.4%	87.8%
Teacher attendance rate	94.9%	Down from 95.3%	95.2%	95.2%
Average teacher salary*	\$48,206	Up 1.2%	\$46,531	\$46,773
Classes not taught by highly qualified teachers	0.0%	No Change	0.0%	0.0%
Professional development days/teacher	7.7 days	Down from 9.9 days	10.3 days	10.5 days
School				
Principal's years at school	1.0	Down from 6.0	4.0	4.0
Student-teacher ratio in core subjects	21.9 to 1	Up from 18.7 to 1	20.1 to 1	19.9 to 1
Prime instructional time	89.5%	Up from 89.2%	90.4%	90.4%
Opportunities in the arts	Excellent	Up from Good	Good	Good
SACS accreditation	Yes	No Change	Yes	Yes
Parents attending conferences	100.0%	No Change	100.0%	100.0%
Character development program	Average	Down from Excellent	Excellent	Excellent
Dollars spent per pupil**	\$6,121	Up 1.1%	\$7,153	\$7,447
Percent of expenditures for instruction**	69.6%	Down from 70.3%	68.0%	68.4%
Percent of expenditures for teacher salaries**	67.3%	Down from 67.4%	65.4%	65.8%
% of AYP objectives met	94.1%	Down from 100.0%	93.5%	90.5%

* Length of contract = 185+ days.

** Prior year audited financial data available.

REPORT OF PRINCIPAL AND SCHOOL IMPROVEMENT COUNCIL

The mission of Edwards Elementary is to prepare students to become responsible individuals by creating a positive environment where dedicated staff, parents, and community members work together to provide opportunities for success and creativity through academics and the arts.

Our staff continued to grow professionally throughout the school year with the help of literacy, reading, and math workshops. RTI teachers have continued to contribute to the growth of the Doninie Reading levels of our primary students. A new academic program entitled, The Kindergarten Connection, has helped to bridge the gap and better prepare students for first grade. This program continued through the summer to address social development and academic weaknesses.

Our school continues to be one of the most technologically advanced elementary schools in the district. All classrooms are equipped with computer, printer, Promethean boards, LCD projector, ACTIV votes, and wands. With the use of our V-brick, we can telecast our news show into each classroom throughout the school.

The growth rating and AYP on the annual report card remained unchanged. Edwards exceeded the state average for students scoring Exemplary in math, science, and social studies.

Edwards Elementary was also very proud to have a national winner in the National Career Development Association Poetry and Poster Contest.

Edwards continues to stress the importance of community services by holding fundraisers for Pennies For Patients, Relay For Life, Paws & Claws, Connie Maxwell Home, St. Jude Hospital, and care packages for soldiers.

We thank every parent and community member for your continued support of our school.

Kim Gaskins, Principal

EVALUATION RESULTS

	Teachers	Students*	Parents*
Number of surveys returned	30	95	59
Percent satisfied with learning environment	96.7%	87.2%	83.1%
Percent satisfied with social and physical environment	100.0%	83.7%	89.7%
Percent satisfied with school-home relations	93.3%	91.2%	79.7%

*Only students at the highest elementary school grade level at this school and their parents were included.

Comprehensive detail, including definitions of ratings, performance criteria, and explanations of status, is available on www.ed.sc.gov and www.eoc.sc.gov as well as school and school district websites.

Printed versions are available from school districts upon request.

Abbreviations Key

N/A Not Applicable N/AV Not Available N/C Not Collected N/R Not Reported I/S Insufficient Sample TBD To be determined
 NI Newly Identified CSI Continuing School Improvement CA Corrective Action RP Plan to Restructure R Restructure DELAY School Improvement Status HOLD School Improvement Status