



# SC Annual School Report Card Summary

**CHARTER ACADEMY FOR TEACHING AND LEARNING**  
**Chester**  
**Grades: K-8** Enrollment: 320  
**Principal: Robyn Welborn and Mary Ann McKeown**  
**Superintendent: Mr. John Taylor**  
**Board Chair: Mrs. Maggie James**

## PERFORMANCE

Comprehensive detail, including definitions of ratings, performance criteria, and explanations of status, is available on [www.ed.sc.gov](http://www.ed.sc.gov) and [www.eoc.sc.gov](http://www.eoc.sc.gov) as well as school and school district websites. Printed versions are available from school districts upon request.

YEAR	ABSOLUTE RATING	GROWTH RATING	PALMETTO GOLD AND SILVER AWARD		AYP STATUS	NCLB IMPROVEMENT STATUS
			General Performance	Closing the Gap		
2011	Average	Average	TBD	TBD	Not Met	N/A
2010	Good	Excellent	Gold	N/A	Met	N/A
2009	Average	Good	Silver	N/A	Met	N/A

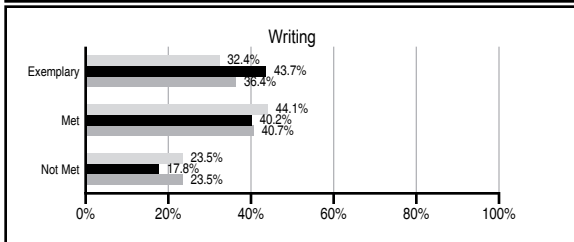
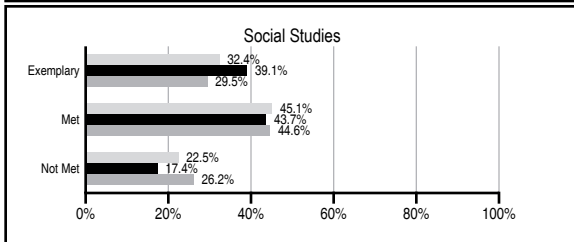
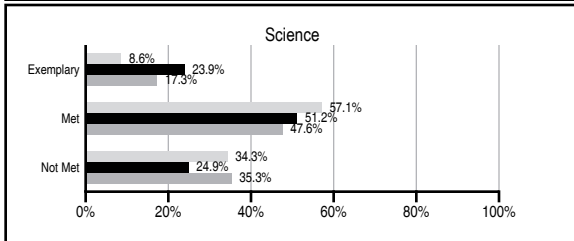
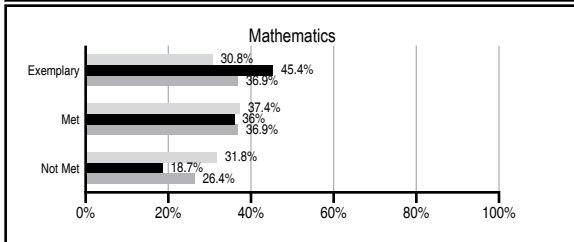
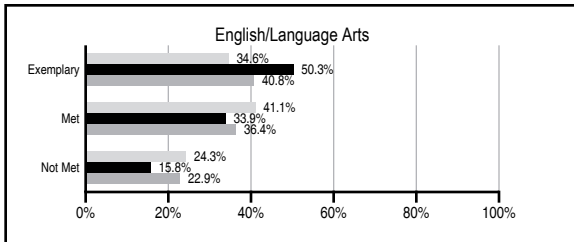
## ABSOLUTE RATINGS OF ELEMENTARY SCHOOLS WITH STUDENTS LIKE OURS\*

EXCELLENT	GOOD	AVERAGE	BELOW AVERAGE	AT-RISK
29	30	4	1	0

\* Ratings are calculated with data available by 11/09/2011. Schools with Students Like Ours are Elementary Schools with Poverty Indices of no more than 5% above or below the index for this school.

## PASS PERFORMANCE

Our School
  Elementary Schools with Students Like Ours
  Elementary schools statewide



## NAEP PERFORMANCE\*

\* Performance reported for SC and nation, data not available at school level. Percentages at NAEP Achievement Levels.



## SC PERFORMANCE VISION

*By 2020 all students will graduate with the knowledge and skills necessary to compete successfully in the global economy, participate in a democratic society and contribute positively as members of families and communities.*

### Abbreviations Key

N/A Not Applicable N/AV Not Available N/C Not Collected N/R Not Reported I/S Insufficient Sample TBD To be determined

NI Newly Identified CSI Continuing School Improvement CA Corrective Action RP Plan to Restructure R Restructure DELAY School Improvement Status HOLD School Improvement Status

# CHARTER ACADEMY FOR TEACHING AND LEARNING

## SCHOOL PROFILE

	Our School	Change from Last Year	Elementary Schools with Students Like Ours	Median Elementary School
<b>Students (n=320)</b>				
Retention rate	0.0%	No Change	0.8%	1.1%
Attendance rate	95.3%	Down from 96.1%	96.4%	96.2%
Served by gifted and talented program	17.9%	Up from 12.2%	20.2%	13.4%
With disabilities other than speech	5.4%	Down from 7.3%	3.7%	4.1%
Older than usual for grade	0.6%	Down from 0.8%	0.2%	0.3%
Out-of-school suspensions or expulsions for violent and/or criminal offenses	0.0%	No Change	0.0%	0.0%
<b>Teachers (n=19)</b>				
Teachers with advanced degrees	73.7%	Up from 70.6%	63.9%	62.5%
Continuing contract teachers	78.9%	Down from 82.4%	90.6%	88.2%
Teachers returning from previous year	87.0%	Up from 85.2%	89.4%	87.8%
Teacher attendance rate	99.8%	Up from 93.3%	95.2%	95.2%
Average teacher salary*	\$46,790	Up 0.5%	\$48,426	\$46,773
Classes not taught by highly qualified teachers	6.5%	Down from 23.0%	0.0%	0.0%
Professional development days/teacher	4.4 days	Down from 8.8 days	9.4 days	10.5 days
<b>School</b>				
Principal's years at school	5.0	Up from 4.0	5.0	4.0
Student-teacher ratio in core subjects	20.2 to 1	Up from 19.2 to 1	20.5 to 1	19.9 to 1
Prime instructional time	95.0%	Up from 87.5%	91.0%	90.4%
Opportunities in the arts	Good	No Change	Good	Good
SACS accreditation	No	No Change	Yes	Yes
Parents attending conferences	100.0%	No Change	100.0%	100.0%
Character development program	Good	No Change	Excellent	Excellent
Dollars spent per pupil**	\$8,698	Down 1.4%	\$6,878	\$7,447
Percent of expenditures for instruction**	59.5%	Up from 54.0%	69.9%	68.4%
Percent of expenditures for teacher salaries**	58.2%	Up from 51.0%	68.9%	65.8%
% of AYP objectives met	76.9%	Down from 100.0%	94.1%	90.5%

\* Length of contract = 185+ days.

\*\* Prior year audited financial data available.

## EVALUATION RESULTS

	Teachers	Students*	Parents*
Number of surveys returned	N/A	N/A	N/A
Percent satisfied with learning environment	N/A	N/A	N/A
Percent satisfied with social and physical environment	N/A	N/A	N/A
Percent satisfied with school-home relations	N/A	N/A	N/A

\*Only students at the highest elementary school grade level at this school and their parents were included.

Comprehensive detail, including definitions of ratings, performance criteria, and explanations of status, is available on [www.ed.sc.gov](http://www.ed.sc.gov) and [www.eoc.sc.gov](http://www.eoc.sc.gov) as well as school and school district websites.

Printed versions are available from school districts upon request.

## REPORT OF PRINCIPAL AND SCHOOL IMPROVEMENT COUNCIL

The faculty, parents, students, and community members have worked diligently to establish a learning environment that promotes optimal learning. The Academy for Teaching and Learning (ATL) has developed a school mission that values each child and faculty member as an individual and strives to provide support and encouragement that ensures that all members of the school family reach academic and social success. ATL's goals to focus heavily on professional development and reflection on student progress will ensure that all students reach academic and social excellence.

The Academy implemented a systematic approach in gathering student data from various sources (PASS, MAP, formal and informal assessments, and interest inventories) to determine academic remediation and acceleration opportunities. Staff members used the results from the data to reflect on their teaching practices and search for various strategies to reach all learners. Students were provided an additional hour of instruction each day during the school's extended day program. PASS and MAP data showed a positive impact on student achievement.

The Academy established a strong sense of community for all students who attend the school. Middle school students are given the opportunity to work with younger students in the school's mentoring program. Weekly gatherings are held on Fridays that showcase students' learning and recognize Students of the Week, Perfect Attendance, Honor Roll, and Good Citizens Awards. The school continued to involve every student in service learning projects that help the community. The school participated in Relay for Life and raised funds to fight cancer. The school continued to implement the components of the Heartwood Character Education curriculum with students.

Students are given a variety of extra-curricular activities during the school's extended day program and throughout the school day. Students have the opportunity to participate in 4-H activities, Junior Achievement, Student Council, YMCA swimming lessons, band, steel drums, chorus, cheerleading, and dance. Each nine weeks, students are given a survey to determine opportunities for enrichment.

Parent involvement continues to drive the school's mission and support faculty and students. Parents are an active component of the success of the school. Parents serve as board members to govern the school and participate on committees that promote student success.

In the future, the Academy for Teaching and Learning will continue to make data driven decisions that identify areas of weakness and focus on professional development to establish "best practices" in teaching. This will give every student at the Academy an opportunity to reach their full potential.

Robyn Welborn  
Mary Ann McKeown  
Directors

### Abbreviations Key

N/A Not Applicable N/AV Not Available N/C Not Collected N/R Not Reported I/S Insufficient Sample TBD To be determined

NI Newly Identified CSI Continuing School Improvement CA Corrective Action RP Plan to Restructure R Restructure DELAY School Improvement Status HOLD School Improvement Status