



SC Annual School Report Card Summary

CHESTER PARK CENTER OF LITERACY THROUGH Chester

Grades: PK-5

Enrollment: 499

Principal: Kristin Langdale

Superintendent: Mr. John Taylor

Board Chair: Mrs. Maggie James

PERFORMANCE

Comprehensive detail, including definitions of ratings, performance criteria, and explanations of status, is available on www.ed.sc.gov and www.eoc.sc.gov as well as school and school district websites. Printed versions are available from school districts upon request.

YEAR	ABSOLUTE RATING	GROWTH RATING	PALMETTO GOLD AND SILVER AWARD		AYP STATUS	NCLB IMPROVEMENT STATUS
			General Performance	Closing the Gap		
2011	Below Average	Average	TBD	TBD	Not Met	N/A
2010	Below Average	Average	N/A	N/A	Met	N/A
2009	Below Average	Average	N/A	N/A	Met	CSI-DELAY

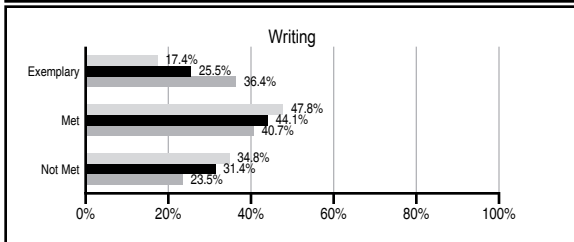
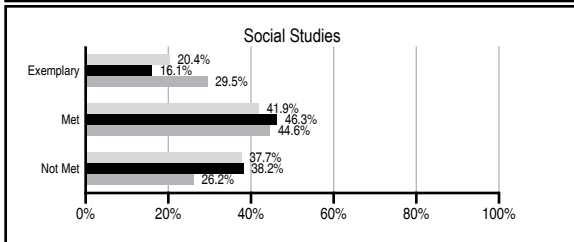
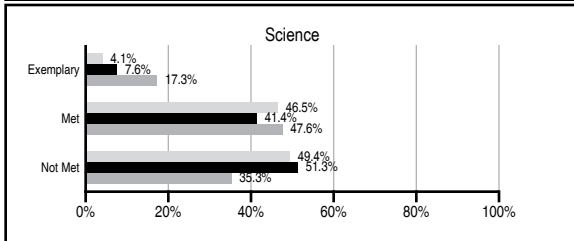
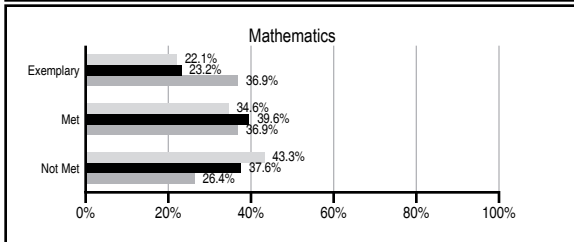
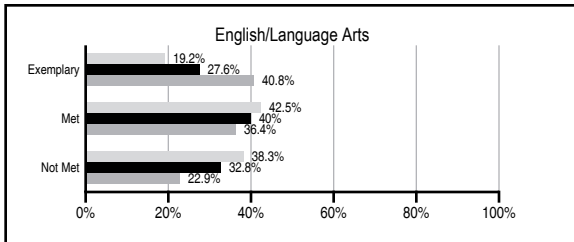
ABSOLUTE RATINGS OF ELEMENTARY SCHOOLS WITH STUDENTS LIKE OURS*

EXCELLENT	GOOD	AVERAGE	BELOW AVERAGE	AT-RISK
3	9	109	53	21

* Ratings are calculated with data available by 11/09/2011. Schools with Students Like Ours are Elementary Schools with Poverty Indices of no more than 5% above or below the index for this school.


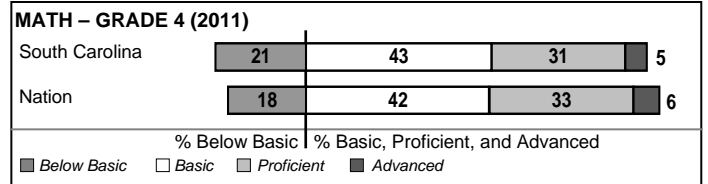
PASS PERFORMANCE

Our School
 Elementary Schools with Students Like Ours
 Elementary schools statewide



NAEP PERFORMANCE*

* Performance reported for SC and nation, data not available at school level. Percentages at NAEP Achievement Levels.



SC PERFORMANCE VISION

By 2020 all students will graduate with the knowledge and skills necessary to compete successfully in the global economy, participate in a democratic society and contribute positively as members of families and communities.

Abbreviations Key

N/A Not Applicable N/AV Not Available N/C Not Collected N/R Not Reported I/S Insufficient Sample TBD To be determined

NI Newly Identified CSI Continuing School Improvement CA Corrective Action RP Plan to Restructure R Restructure DELAY School Improvement Status HOLD School Improvement Status

CHESTER PARK CENTER OF LITERACY THROUGH TECHNOLOGY [Chester]

SCHOOL PROFILE

	Our School	Change from Last Year	Elementary Schools with Students Like Ours	Median Elementary School
Students (n=499)				
Retention rate	2.2%	Down from 2.3%	1.5%	1.1%
Attendance rate	95.5%	Up from 94.9%	95.9%	96.2%
Served by gifted and talented program	14.6%	Up from 11.2%	6.0%	13.4%
With disabilities other than speech	2.8%	Down from 4.8%	4.3%	4.1%
Older than usual for grade	0.6%	Down from 1.7%	0.5%	0.3%
Out-of-school suspensions or expulsions for violent and/or criminal offenses	0.0%	No Change	0.0%	0.0%
Teachers (n=31)				
Teachers with advanced degrees	87.1%	Up from 60.0%	61.8%	62.5%
Continuing contract teachers	96.8%	Up from 82.9%	83.3%	88.2%
Teachers returning from previous year	82.7%	Up from 82.4%	85.4%	87.8%
Teacher attendance rate	92.3%	Down from 94.9%	95.1%	95.2%
Average teacher salary*	\$45,695	Up 3.4%	\$45,312	\$46,773
Classes not taught by highly qualified teachers	4.1%	Down from 7.1%	0.0%	0.0%
Professional development days/teacher	11.3 days	Up from 6.6 days	10.5 days	10.5 days
School				
Principal's years at school	4.0	Up from 3.0	3.5	4.0
Student-teacher ratio in core subjects	21.7 to 1	Up from 18.5 to 1	17.7 to 1	19.9 to 1
Prime instructional time	86.3%	Down from 89.3%	90.0%	90.4%
Opportunities in the arts	Good	No Change	Good	Good
SACS accreditation	Yes	No Change	Yes	Yes
Parents attending conferences	97.5%	Up from 92.9%	100.0%	100.0%
Character development program	Excellent	Up from Good	Excellent	Excellent
Dollars spent per pupil**	\$4,808	Down 14.6%	\$8,267	\$7,447
Percent of expenditures for instruction**	83.3%	Up from 81.8%	67.9%	68.4%
Percent of expenditures for teacher salaries**	81.0%	Up from 73.8%	64.5%	65.8%
% of AYP objectives met	58.8%	Down from 100.0%	76.9%	90.5%

* Length of contract = 185+ days.

** Prior year audited financial data available.

EVALUATION RESULTS

	Teachers	Students*	Parents*
Number of surveys returned	22	70	53
Percent satisfied with learning environment	95.5%	87.0%	77.4%
Percent satisfied with social and physical environment	95.5%	78.6%	76.9%
Percent satisfied with school-home relations	72.7%	82.9%	84.6%

*Only students at the highest elementary school grade level at this school and their parents were included.

Comprehensive detail, including definitions of ratings, performance criteria, and explanations of status, is available on www.ed.sc.gov and www.eoc.sc.gov as well as school and school district websites.

Printed versions are available from school districts upon request.

REPORT OF PRINCIPAL AND SCHOOL IMPROVEMENT COUNCIL

Chester Park Center of Literacy through Technology (COLT), located within the Chester Park Complex, serves approximately 500 students in Kindergarten through 5th Grade. Because Chester Park Complex offers parent choice for school enrollment, students have chosen to attend COLT due to the emphasis on technology. COLT students are "High Tech with High Expectations" for applying real world technology to the learning process. To fulfill this mission, COLT teachers are experts in not only teaching pedagogy but also technology applications and integration.

Building on the strong foundation already in existence, technology advances were made this year for both classroom instruction and student participation. 2nd – 5th grade students continued to use their jumpdrives to maintain electronic portfolios. Students in 3rd – 5th grades blogged, emailed and used a digital dropbox for assignment submission. Our K-2nd grade classes had XO computers for students to chat, read online books, and create videos. 4th grade students continued in the pattern of the grade level specific one on one laptop program. 4th grade teachers also received a grant to implement robotics into the science curriculum. Our new technology addition this year was HUE's which are document cameras used for interactive instruction. All teachers routinely use their Promethean Boards, ActiVotes, and Front Row system to create a technology oriented learning environment for students.

Character education and student recognition traditions are strong at COLT. Both teachers and students are involved in recognizing COLT character by teachers selecting a COLT KID each month and students selecting a "Proud to be Polite" classmate each quarter. Several times throughout the year, students are recognized for academic achievement in Pinning Ceremonies.

COLT was selected for this school year to partner with Winthrop University through their NETSCOPE project which focuses on teacher quality. Nine teacher interns joined in our work with students due to this opportunity.

COLT had reason to celebrate this year based on increasing academic performance as was demonstrated by making AYP and removal from the NCLB School Improvement List! PASS test scores confirm this improvement: In ELA, Math and Science, COLT's met category exceeded the statewide school's met percentage.

Students at COLT had the opportunity to not only excel academically but also grow socially and culturally. Afterschool club offerings such as Drama, Recycling, Art, Music, and Cheer allowed students to explore and develop personal interests. Each grade took two field trips for cultural enrichment. COLT fourth and fifth grade students had the opportunity to visit Williamsburg, VA (4th grade) and Washington, DC (5th gr.)

As we reflect on this year and look forward to the next, we can be assured that COLT WILL continue to "blaze a trail" of excellence in technology and learning.

Kristin Langdale, Principal
Tony Scott, SIC Chairperson

Abbreviations Key

N/A Not Applicable N/AV Not Available N/C Not Collected N/R Not Reported I/S Insufficient Sample TBD To be determined
NI Newly Identified CSI Continuing School Improvement CA Corrective Action RP Plan to Restructure R Restructure DELAY School Improvement Status HOLD School Improvement Status