



SC Annual School Report Card Summary

CHESTER PARK ELEMENTARY SCHOOL OF FINE ARTS
Chester
Grades: PK-5 Enrollment: 606
Principal: Anne Stone
Superintendent: Mr. John Taylor
Board Chair: Mrs. Maggie James

PERFORMANCE

Comprehensive detail, including definitions of ratings, performance criteria, and explanations of status, is available on www.ed.sc.gov and www.eoc.sc.gov as well as school and school district websites. Printed versions are available from school districts upon request.

YEAR	ABSOLUTE RATING	GROWTH RATING	PALMETTO GOLD AND SILVER AWARD		AYP STATUS	NCLB IMPROVEMENT STATUS
			General Performance	Closing the Gap		
2011	Average	Average	TBD	TBD	Not Met	N/A
2010	Average	Average	N/A	N/A	Met	N/A
2009	Below Average	Average	N/A	N/A	Met	NI-DELAY

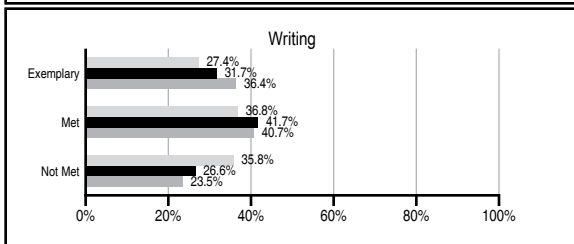
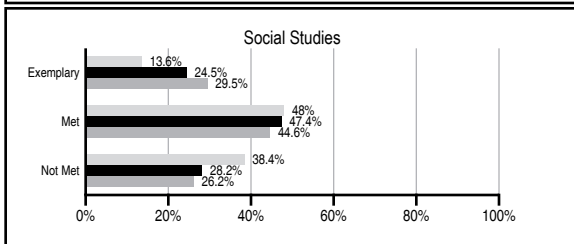
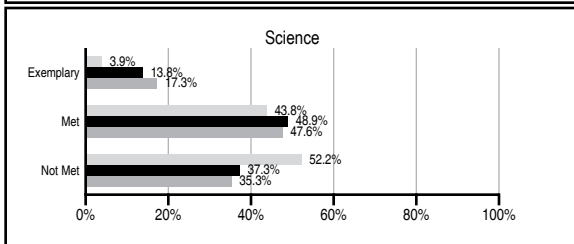
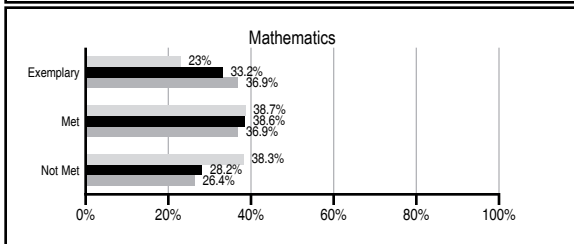
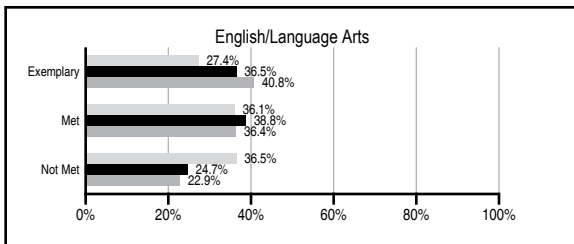
ABSOLUTE RATINGS OF ELEMENTARY SCHOOLS WITH STUDENTS LIKE OURS*

EXCELLENT	GOOD	AVERAGE	BELOW AVERAGE	AT-RISK
7	23	86	9	0

* Ratings are calculated with data available by 11/09/2011. Schools with Students Like Ours are Elementary Schools with Poverty Indices of no more than 5% above or below the index for this school.

PASS PERFORMANCE

Our School
 Elementary Schools with Students Like Ours
 Elementary schools statewide



NAEP PERFORMANCE*

* Performance reported for SC and nation, data not available at school level. Percentages at NAEP Achievement Levels.



SC PERFORMANCE VISION

By 2020 all students will graduate with the knowledge and skills necessary to compete successfully in the global economy, participate in a democratic society and contribute positively as members of families and communities.

Abbreviations Key

N/A Not Applicable N/AV Not Available N/C Not Collected N/R Not Reported I/S Insufficient Sample TBD To be determined

NI Newly Identified CSI Continuing School Improvement CA Corrective Action RP Plan to Restructure R Restructure DELAY School Improvement Status HOLD School Improvement Status

CHESTER PARK ELEMENTARY SCHOOL OF FINE ARTS

SCHOOL PROFILE

	Our School	Change from Last Year	Elementary Schools with Students Like Ours	Median Elementary School
Students (n=606)				
Retention rate	3.5%	Down from 3.6%	1.3%	1.1%
Attendance rate	95.4%	No Change	95.9%	96.2%
Served by gifted and talented program	15.8%	Down from 19.5%	11.6%	13.4%
With disabilities other than speech	5.4%	Down from 7.3%	4.9%	4.1%
Older than usual for grade	0.8%	Down from 1.6%	0.3%	0.3%
Out-of-school suspensions or expulsions for violent and/or criminal offenses	0.0%	No Change	0.0%	0.0%
Teachers (n=41)				
Teachers with advanced degrees	58.5%	Up from 57.1%	60.0%	62.5%
Continuing contract teachers	92.7%	Down from 97.6%	90.0%	88.2%
Teachers returning from previous year	90.1%	Down from 91.4%	87.7%	87.8%
Teacher attendance rate	98.6%	Up from 95.5%	95.1%	95.2%
Average teacher salary*	\$48,429	Up 2.5%	\$46,593	\$46,773
Classes not taught by highly qualified teachers	0.0%	No Change	0.0%	0.0%
Professional development days/teacher	8.4 days	Up from 6.1 days	11.3 days	10.5 days
School				
Principal's years at school	4.0	Up from 3.0	4.0	4.0
Student-teacher ratio in core subjects	21.9 to 1	Up from 20.3 to 1	19.6 to 1	19.9 to 1
Prime instructional time	93.7%	Up from 90.2%	90.1%	90.4%
Opportunities in the arts	Excellent	No Change	Good	Good
SACS accreditation	Yes	No Change	Yes	Yes
Parents attending conferences	100.0%	Up from 92.1%	100.0%	100.0%
Character development program	Excellent	No Change	Excellent	Excellent
Dollars spent per pupil**	\$5,851	Up 0.8%	\$7,459	\$7,447
Percent of expenditures for instruction**	81.0%	Down from 83.3%	67.3%	68.4%
Percent of expenditures for teacher salaries**	78.8%	Down from 81.1%	64.7%	65.8%
% of AYP objectives met	66.7%	Down from 100.0%	89.7%	90.5%

* Length of contract = 185+ days.

** Prior year audited financial data available.

EVALUATION RESULTS

	Teachers	Students*	Parents*
Number of surveys returned	34	91	64
Percent satisfied with learning environment	100.0%	87.6%	74.2%
Percent satisfied with social and physical environment	100.0%	86.8%	76.2%
Percent satisfied with school-home relations	97.1%	90.1%	84.1%

*Only students at the highest elementary school grade level at this school and their parents were included.

Comprehensive detail, including definitions of ratings, performance criteria, and explanations of status, is available on www.ed.sc.gov and www.eoc.sc.gov as well as school and school district websites.

Printed versions are available from school districts upon request.

REPORT OF PRINCIPAL AND SCHOOL IMPROVEMENT COUNCIL

The Chester Park Complex serves approximately 1600 students divided into three school of choice. As part of the larger complex, Chester Park Elementary School of the Arts serves approximately 611 students in Kind. – 5th grades who have chosen to participate in arts integrated learning.

The mission of Chester Park School of the Arts is to engage every child in active individual and collaborative team learning experiences in the context of a comprehensive, standards-based arts integrated curriculum. In order to accomplish this mission, teachers infuse the South Carolina Fine Arts Curriculum Standards into all curricular areas. Fine Arts teachers, in turn, bring core curriculum standards into their classrooms. The school Strategically Mixes Arts and Academics to Reach academic goals as we Teach Students. This "SMARTS" model is incorporated into the vision of the school.

The belief at the School of the Arts is that arts integration builds character, cooperation, responsibility, and respect. The arts engage students in active learning of material and help them to be exposed to content in myriad ways. Arts integration identifies and nurtures each individual student's talents and creativity. It unites students, parents, faculty, and community members. It allows students to make real-world connections of the learning taking place.

The School of the Arts has been awarded over \$90,000.00 in grants for the funding of arts integration, artist-in-residence, and upgrades to the sound and video equipment in the Complex auditorium.

In addition to the integration of the arts, Chester Park Elementary School of the Arts offers students opportunities to incorporate technology into learning through the use of computer labs. They are given time to have individualized instruction based on MAP scores. Most classrooms are equipped with Promethean Boards providing a new medium for teaching and learning. Teachers have been and continue to be trained in the use of these boards for improved delivery of content.

Students at Chester Park Elementary School of the Arts are given special opportunities to be involved in Artist-in-Residence programs featuring: multi-cultural enrichment, mural painting, poetry, puppetry, music, dance, and theater. These opportunities have provided students in all grade levels with a variety of reinforcements as they relate to the core subject area curricula of South Carolina. The school celebrates its students talents through live performances (both in the school and the community), and achievement awards. The school offers after-school clubs such as art club, music club, dance, drama, and mime club.

Remediation programs and interventions have been put into place both before and after school in Math and Reading for students who are in need of further assistance. These programs have been successful in identifying the needs of students and providing extra support.

Thank you for your involvement in our school!

Sincerely,
Anne Stone, Principal
Bobby Bass, SIC Chairperson

Abbreviations Key

N/A Not Applicable N/AV Not Available N/C Not Collected N/R Not Reported I/S Insufficient Sample TBD To be determined
NI Newly Identified CSI Continuing School Improvement CA Corrective Action RP Plan to Restructure R Restructure DELAY School Improvement Status HOLD School Improvement Status