



# SC Annual School Report Card Summary

**LEWISVILLE ELEMENTARY**  
**Chester**

**Grades: PK-5**

**Enrollment: 595**

**Principal: Dr. Carl A. Carpenter, II**

**Superintendent: Mr. John Taylor**

**Board Chair: Mrs. Maggie James**

## PERFORMANCE

Comprehensive detail, including definitions of ratings, performance criteria, and explanations of status, is available on [www.ed.sc.gov](http://www.ed.sc.gov) and [www.eoc.sc.gov](http://www.eoc.sc.gov) as well as school and school district websites. Printed versions are available from school districts upon request.

YEAR	ABSOLUTE RATING	GROWTH RATING	PALMETTO GOLD AND SILVER AWARD		AYP STATUS	NCLB IMPROVEMENT STATUS
			General Performance	Closing the Gap		
2011	Average	Average	TBD	TBD	Not Met	RP
2010	Average	Good	Silver	N/A	Not Met	CA
2009	Average	Good	Silver	N/A	Met	CSI-DELAY

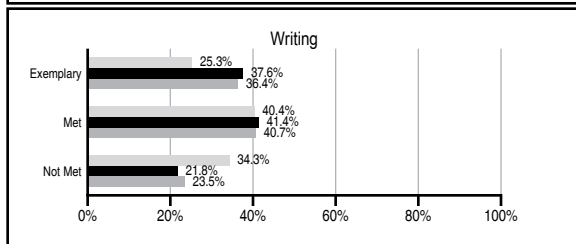
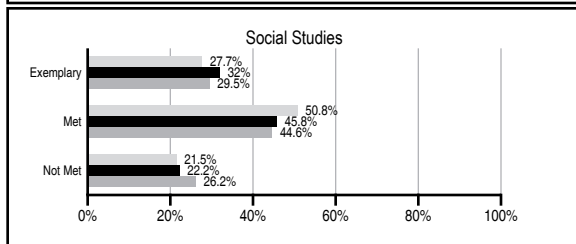
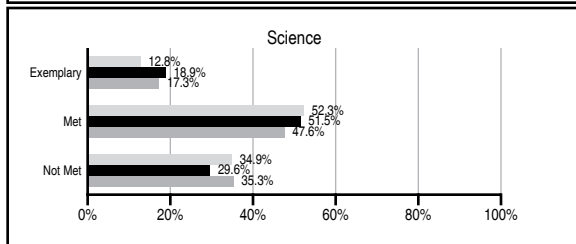
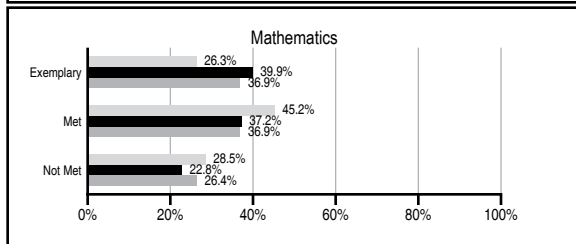
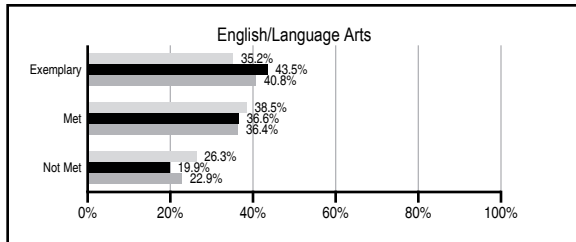
## ABSOLUTE RATINGS OF ELEMENTARY SCHOOLS WITH STUDENTS LIKE OURS\*

EXCELLENT	GOOD	AVERAGE	BELOW AVERAGE	AT-RISK
26	41	46	0	0

\* Ratings are calculated with data available by 11/09/2011. Schools with Students Like Ours are Elementary Schools with Poverty Indices of no more than 5% above or below the index for this school.


## PASS PERFORMANCE

Our School
  Elementary Schools with Students Like Ours
  Elementary schools statewide



## NAEP PERFORMANCE\*

\* Performance reported for SC and nation, data not available at school level. Percentages at NAEP Achievement Levels.



## SC PERFORMANCE VISION

*By 2020 all students will graduate with the knowledge and skills necessary to compete successfully in the global economy, participate in a democratic society and contribute positively as members of families and communities.*

### Abbreviations Key

N/A Not Applicable N/AV Not Available N/C Not Collected N/R Not Reported I/S Insufficient Sample TBD To be determined

NI Newly Identified CSI Continuing School Improvement CA Corrective Action RP Plan to Restructure R Restructure DELAY School Improvement Status HOLD School Improvement Status

# LEWISVILLE ELEMENTARY [Chester]

## SCHOOL PROFILE

	Our School	Change from Last Year	Elementary Schools with Students Like Ours	Median Elementary School
<b>Students (n=595)</b>				
Retention rate	1.6%	Down from 1.9%	1.1%	1.1%
Attendance rate	95.8%	Down from 95.9%	96.1%	96.2%
Served by gifted and talented program	15.4%	Up from 10.3%	14.8%	13.4%
With disabilities other than speech	4.0%	Down from 8.1%	4.4%	4.1%
Older than usual for grade	0.2%	No Change	0.2%	0.3%
Out-of-school suspensions or expulsions for violent and/or criminal offenses	0.5%	Down from 0.7%	0.0%	0.0%
<b>Teachers (n=35)</b>				
Teachers with advanced degrees	71.4%	Up from 66.7%	60.7%	62.5%
Continuing contract teachers	91.4%	Down from 94.4%	90.0%	88.2%
Teachers returning from previous year	89.9%	Up from 85.4%	88.5%	87.8%
Teacher attendance rate	99.2%	Up from 93.2%	95.2%	95.2%
Average teacher salary*	\$51,710	Up 5.1%	\$46,540	\$46,773
Classes not taught by highly qualified teachers	0.0%	No Change	0.0%	0.0%
Professional development days/teacher	7.4 days	Down from 7.7 days	10.3 days	10.5 days
<b>School</b>				
Principal's years at school	5.0	Up from 4.0	4.0	4.0
Student-teacher ratio in core subjects	21.4 to 1	Down from 22.4 to 1	20.2 to 1	19.9 to 1
Prime instructional time	94.9%	Up from 88.5%	90.3%	90.4%
Opportunities in the arts	Good	No Change	Good	Good
SACS accreditation	Yes	No Change	Yes	Yes
Parents attending conferences	100.0%	No Change	100.0%	100.0%
Character development program	Excellent	No Change	Excellent	Excellent
Dollars spent per pupil**	\$6,224	Down 3.8%	\$6,955	\$7,447
Percent of expenditures for instruction**	69.9%	Down from 71.1%	68.3%	68.4%
Percent of expenditures for teacher salaries**	67.7%	Down from 68.3%	65.7%	65.8%
% of AYP objectives met	82.4%	Down from 90.5%	93.8%	90.5%

\* Length of contract = 185+ days.

\*\* Prior year audited financial data available.

## EVALUATION RESULTS

	Teachers	Students*	Parents*
Number of surveys returned	33	89	52
Percent satisfied with learning environment	84.8%	91.0%	88.2%
Percent satisfied with social and physical environment	97.0%	80.7%	80.8%
Percent satisfied with school-home relations	90.3%	89.8%	76.9%

\*Only students at the highest elementary school grade level at this school and their parents were included.

## REPORT OF PRINCIPAL AND SCHOOL IMPROVEMENT COUNCIL

The vision of Lewisville Elementary School is to become a collaborative learning community that is recognized as a leader in academic excellence throughout the state of South Carolina. In order to achieve this vision, we must work together as teachers, parents, and community members to address any concerns that may hinder the academic and social progress of our student population.

At Lewisville Elementary School, our main objective is to improve the academic performance of our students. This goal was addressed by our continued implementation of the Response to Intervention (RtI) program and utilizing Measures of Academic Progress (MAP) RIT scores to determine the educational needs of our students. These programs have made a profound impact on student achievement as evidenced by our spring 2011 MAP scores, student classroom performance data and the 2010 Palmetto Assessment of State Standards (PASS) data. LES was awarded the Palmetto Silver Award for Academic Excellence in 2009 and 2010.

This year Lewisville Elementary School provided a plethora of programs to improve character development in our students such as: Student of the Month, Perfect Attendance, Honor Roll, and Junior Achievement. LES also participated in a number of community service programs that included: LES Student Council Food Drive, Jump Rope for Heart and the Founders Federal Credit Union in-school banking program for students.

Students at Lewisville Elementary have access to a number of activities and programs at school. Students have the opportunity to participate in the Cub Club, Mileage Club, Wee Deliver mail system, WLES morning television show, Flag Patrol, Safety Patrol and the Student Council.

In the future, Lewisville Elementary will continue to address the need of increasing student achievement scores in science. Our test data also indicates we must focus on raising the achievement scores of our African-American pupils and students that receive free or reduced price lunch. Hopefully, with the support of instructional technology, parents, and the community we can address these identified academic needs to ensure that our students are prepared to meet the challenges of the future.

Dr. Carl A. Carpenter, II, Principal  
Ann-Marie Barnes, SIC Chairperson

Comprehensive detail, including definitions of ratings, performance criteria, and explanations of status, is available on [www.ed.sc.gov](http://www.ed.sc.gov) and [www.eoc.sc.gov](http://www.eoc.sc.gov) as well as school and school district websites.

Printed versions are available from school districts upon request.

### Abbreviations Key

N/A Not Applicable N/AV Not Available N/C Not Collected N/R Not Reported I/S Insufficient Sample TBD To be determined

NI Newly Identified CSI Continuing School Improvement CA Corrective Action RP Plan to Restructure R Restructure DELAY School Improvement Status HOLD School Improvement Status