

SC Annual School Report Card Summary

NORTHWEST ELEMENTARY

Cherokee

Grades: PK-5

Enrollment: 456

Principal: Kathy Phillips

Superintendent: Dr. Edgar C. Taylor

Board Chair: Mr. Donnie Smith

PERFORMANCE

Comprehensive detail, including definitions of ratings, performance criteria, and explanations of status, is available on www.ed.sc.gov and www.eoc.sc.gov as well as school and school district websites. Printed versions are available from school districts upon request.

YEAR	ABSOLUTE RATING	GROWTH RATING	PALMETTO GOLD AND SILVER AWARD		AYP STATUS	NCLB IMPROVEMENT STATUS
			General Performance	Closing the Gap		
2011	Good	Average	TBD	TBD	Met	N/A
2010	Good	Good	Silver	Silver	Met	N/A
2009	Good	Excellent	Gold	Silver	Met	N/A

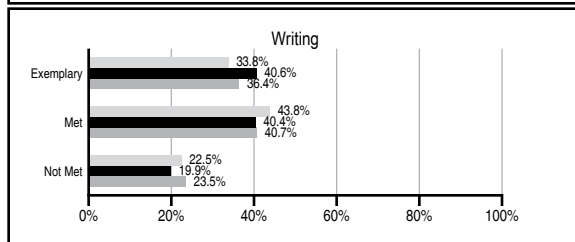
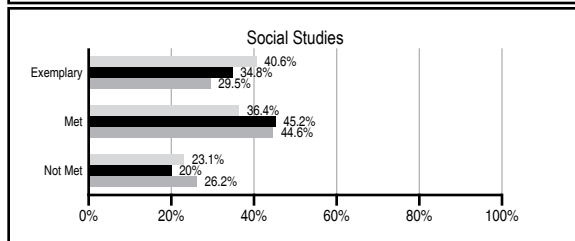
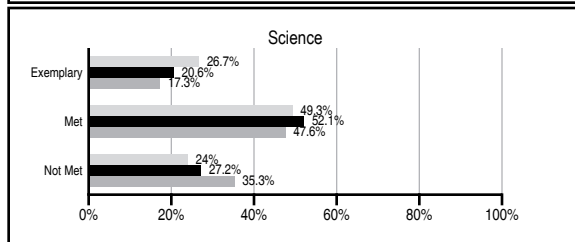
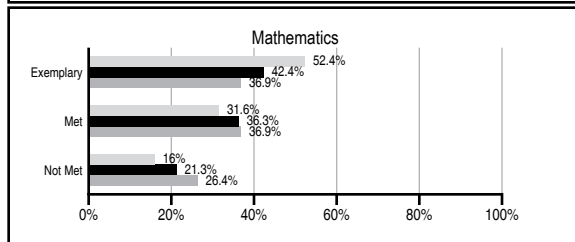
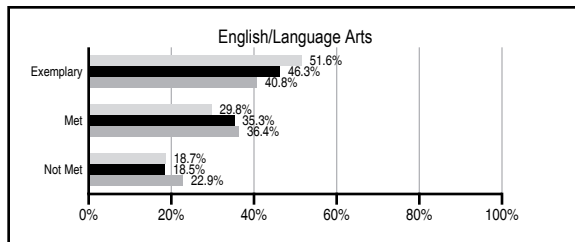
ABSOLUTE RATINGS OF ELEMENTARY SCHOOLS WITH STUDENTS LIKE OURS*

EXCELLENT	GOOD	AVERAGE	BELOW AVERAGE	AT-RISK
29	38	29	0	0

* Ratings are calculated with data available by 11/09/2011. Schools with Students Like Ours are Elementary Schools with Poverty Indices of no more than 5% above or below the index for this school.

PASS PERFORMANCE

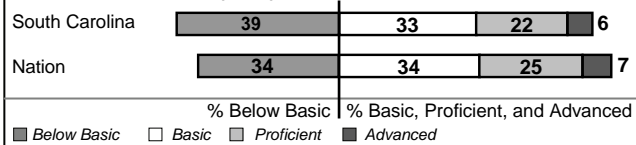
Our School Elementary Schools with Students Like Ours Elementary schools statewide




NAEP PERFORMANCE*

* Performance reported for SC and nation, data not available at school level. Percentages at NAEP Achievement Levels.


READING – GRADE 4 (2011)



MATH – GRADE 4 (2011)



SCIENCE – GRADE 4 (2009)



SC PERFORMANCE VISION

By 2020 all students will graduate with the knowledge and skills necessary to compete successfully in the global economy, participate in a democratic society and contribute positively as members of families and communities.

Abbreviations Key

N/A Not Applicable N/AV Not Available N/C Not Collected N/R Not Reported I/S Insufficient Sample TBD To be determined

NI Newly Identified CSI Continuing School Improvement CA Corrective Action RP Plan to Restructure R Restructure DELAY School Improvement Status HOLD School Improvement Status

NORTHWEST ELEMENTARY [Cherokee]

SCHOOL PROFILE

	Our School	Change from Last Year	Elementary Schools with Students Like Ours	Median Elementary School
Students (n=456)				
Retention rate	0.0%	Down from 0.2%	1.1%	1.1%
Attendance rate	96.0%	Down from 96.1%	96.2%	96.2%
Served by gifted and talented program	23.8%	Down from 25.4%	17.7%	13.4%
With disabilities other than speech	1.6%	Down from 4.4%	4.3%	4.1%
Older than usual for grade	0.2%	Down from 0.3%	0.2%	0.3%
Out-of-school suspensions or expulsions for violent and/or criminal offenses	0.0%	No Change	0.0%	0.0%
Teachers (n=28)				
Teachers with advanced degrees	60.7%	Down from 65.6%	63.2%	62.5%
Continuing contract teachers	96.4%	Down from 96.9%	90.3%	88.2%
Teachers returning from previous year	92.5%	Down from 92.8%	89.4%	87.8%
Teacher attendance rate	95.3%	Down from 95.5%	95.4%	95.2%
Average teacher salary*	\$46,883	Down 2.4%	\$47,826	\$46,773
Classes not taught by highly qualified teachers	0.0%	No Change	0.0%	0.0%
Professional development days/teacher	5.4 days	Down from 5.8 days	10.8 days	10.5 days
School				
Principal's years at school	13.0	Up from 12.0	5.0	4.0
Student-teacher ratio in core subjects	21.6 to 1	Up from 20.3 to 1	20.7 to 1	19.9 to 1
Prime instructional time	90.9%	Down from 91.3%	90.4%	90.4%
Opportunities in the arts	Good	No Change	Good	Good
SACS accreditation	Yes	No Change	Yes	Yes
Parents attending conferences	100.0%	No Change	100.0%	100.0%
Character development program	Excellent	No Change	Excellent	Excellent
Dollars spent per pupil**	\$6,368	Up 6.0%	\$6,913	\$7,447
Percent of expenditures for instruction**	71.1%	Down from 72.1%	68.8%	68.4%
Percent of expenditures for teacher salaries**	70.8%	Down from 71.8%	66.0%	65.8%
% of AYP objectives met	100.0%	No Change	95.2%	90.5%

* Length of contract = 185+ days.

** Prior year audited financial data available.

EVALUATION RESULTS

	Teachers	Students*	Parents*
Number of surveys returned	25	80	66
Percent satisfied with learning environment	100.0%	86.3%	81.8%
Percent satisfied with social and physical environment	100.0%	94.9%	87.9%
Percent satisfied with school-home relations	100.0%	94.9%	75.8%

*Only students at the highest elementary school grade level at this school and their parents were included.

REPORT OF PRINCIPAL AND SCHOOL IMPROVEMENT COUNCIL

The mission of Northwest Elementary School, in conjunction with family and community, is to ensure all students gain skills necessary to achieve personal excellence and to become responsible citizens in a global society by providing challenging educational programs and experiences in a safe and nurturing environment.

In other words, our school family believes in the POWER of Learning. We envision a school which has: PRIDE in accomplishments; OPPORTUNITIES for challenges and success in learning; WORLD-CLASS resources; EXPECTATIONS for a safe, nurturing environment; and RESPONSIBILITY, resourcefulness, and respect as goals.

This year our school family raised over \$5,800 for charitable organizations such as Relay for Life, March of Dimes, Jump Rope for Heart. We collected 3,000 cans of food for the Peachtree Ministries. Employees made contributions to the United Way and Habitat for Humanity.

Northwest Elementary had two winners at the Spartanburg Regional Science Fair. We had three winners at the Cherokee County Young Writers' Gala and a Cherokee County School District elementary winner for the State Superintendent Essay Contest.

Our Friendly Helpers, Family Academic Night Activities, BETA Club, Student Council, Growl Newsletter, Student Recognition, Young Writers' Tea, Science Fair and the Character Education Program, to name a few continue to increase in participation from staff, parents, students, and community leaders.

On behalf of the School Improvement Council Chairperson, Mrs. Lisa Davis, and I would like to thank you for your continued dedication, support and cooperation as we all strive for excellence for all children.

Mrs. Lisa Davis, School Improvement Council Chairperson
Mrs. Cathy Curry Bloise, Principal

Comprehensive detail, including definitions of ratings, performance criteria, and explanations of status, is available on www.ed.sc.gov and www.eoc.sc.gov as well as school and school district websites.

Printed versions are available from school districts upon request.

Abbreviations Key

N/A Not Applicable N/AV Not Available N/C Not Collected N/R Not Reported I/S Insufficient Sample TBD To be determined

NI Newly Identified CSI Continuing School Improvement CA Corrective Action RP Plan to Restructure R Restructure DELAY School Improvement Status HOLD School Improvement Status