

# SC Annual School Report Card Summary

## GRASSY POND ELEMENTARY

Cherokee

Grades: PK-5

Enrollment: 544

Principal: Ms. Ashley B. Clary

Superintendent: Dr. Edgar C. Taylor

Board Chair: Mr. Donnie Smith

### PERFORMANCE

Comprehensive detail, including definitions of ratings, performance criteria, and explanations of status, is available on [www.ed.sc.gov](http://www.ed.sc.gov) and [www.eoc.sc.gov](http://www.eoc.sc.gov) as well as school and school district websites. Printed versions are available from school districts upon request.

YEAR	ABSOLUTE RATING	GROWTH RATING	PALMETTO GOLD AND SILVER AWARD		AYP STATUS	NCLB IMPROVEMENT STATUS
			General Performance	Closing the Gap		
2011	Good	Average	TBD	TBD	Not Met	N/A
2010	Good	Average	N/A	N/A	Met	N/A
2009	Good	Average	N/A	N/A	Met	N/A

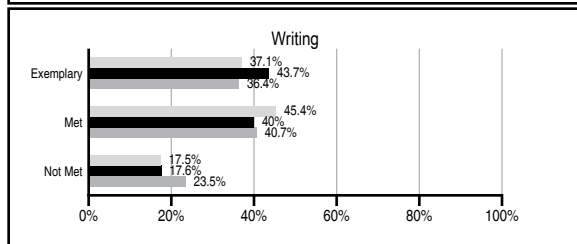
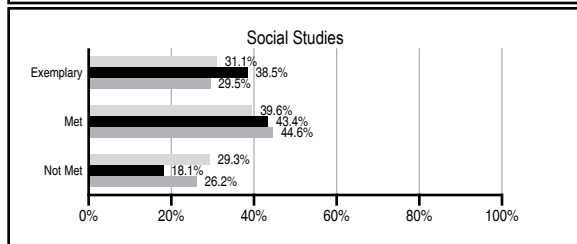
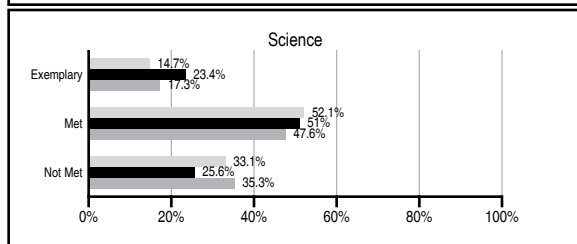
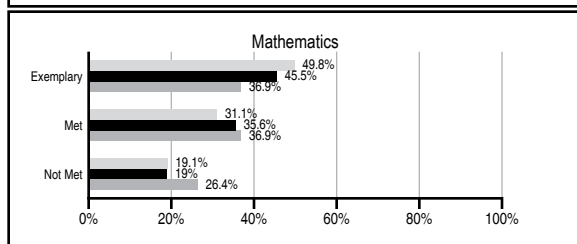
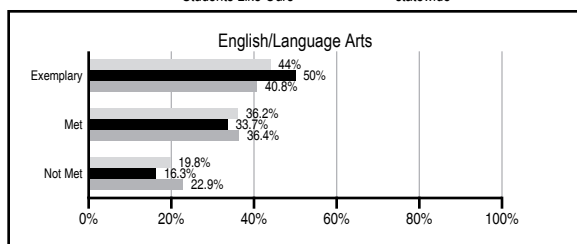
### ABSOLUTE RATINGS OF ELEMENTARY SCHOOLS WITH STUDENTS LIKE OURS\*

EXCELLENT	GOOD	AVERAGE	BELOW AVERAGE	AT-RISK
29	31	5	1	0

\* Ratings are calculated with data available by 11/09/2011. Schools with Students Like Ours are Elementary Schools with Poverty Indices of no more than 5% above or below the index for this school.




### PASS PERFORMANCE

Our School Elementary Schools with Students Like Ours Elementary schools statewide



### NAEP PERFORMANCE\*

\* Performance reported for SC and nation, data not available at school level. Percentages at NAEP Achievement Levels.



### SC PERFORMANCE VISION

By 2020 all students will graduate with the knowledge and skills necessary to compete successfully in the global economy, participate in a democratic society and contribute positively as members of families and communities.

#### Abbreviations Key

N/A Not Applicable N/AV Not Available N/C Not Collected N/R Not Reported I/S Insufficient Sample TBD To be determined

NI Newly Identified CSI Continuing School Improvement CA Corrective Action RP Plan to Restructure R Restructure DELAY School Improvement Status HOLD School Improvement Status

# GRASSY POND ELEMENTARY [Cherokee]

## SCHOOL PROFILE

	Our School	Change from Last Year	Elementary Schools with Students Like Ours	Median Elementary School
<b>Students (n=544)</b>				
Retention rate	0.2%	No Change	0.8%	1.1%
Attendance rate	96.5%	No Change	96.5%	96.2%
Served by gifted and talented program	22.6%	Up from 22.5%	20.5%	13.4%
With disabilities other than speech	2.9%	Down from 3.5%	3.5%	4.1%
Older than usual for grade	0.2%	No Change	0.2%	0.3%
Out-of-school suspensions or expulsions for violent and/or criminal offenses	0.0%	No Change	0.0%	0.0%
<b>Teachers (n=31)</b>				
Teachers with advanced degrees	71.0%	Down from 72.4%	65.2%	62.5%
Continuing contract teachers	93.5%	Down from 100.0%	90.5%	88.2%
Teachers returning from previous year	94.3%	Up from 93.3%	89.7%	87.8%
Teacher attendance rate	94.6%	Down from 96.3%	95.1%	95.2%
Average teacher salary*	\$49,234	Down 1.5%	\$48,447	\$46,773
Classes not taught by highly qualified teachers	0.0%	No Change	0.0%	0.0%
Professional development days/teacher	6.5 days	Down from 7.7 days	10.0 days	10.5 days
<b>School</b>				
Principal's years at school	1.0	Down from 3.0	5.0	4.0
Student-teacher ratio in core subjects	22.0 to 1	Up from 21.4 to 1	20.8 to 1	19.9 to 1
Prime instructional time	90.7%	Down from 92.6%	90.9%	90.4%
Opportunities in the arts	Good	No Change	Good	Good
SACS accreditation	Yes	No Change	Yes	Yes
Parents attending conferences	100.0%	No Change	100.0%	100.0%
Character development program	Excellent	Up from Good	Excellent	Excellent
Dollars spent per pupil**	\$5,515	Down 3.8%	\$6,887	\$7,447
Percent of expenditures for instruction**	73.1%	Down from 73.4%	69.5%	68.4%
Percent of expenditures for teacher salaries**	71.9%	Down from 72.8%	68.3%	65.8%
% of AYP objectives met	76.5%	Down from 100.0%	93.0%	90.5%

\* Length of contract = 185+ days.

\*\* Prior year audited financial data available.

## EVALUATION RESULTS

	Teachers	Students*	Parents*
Number of surveys returned	31	88	71
Percent satisfied with learning environment	93.5%	81.4%	91.2%
Percent satisfied with social and physical environment	90.3%	79.5%	91.4%
Percent satisfied with school-home relations	100.0%	89.8%	87.0%

\*Only students at the highest elementary school grade level at this school and their parents were included.

## REPORT OF PRINCIPAL AND SCHOOL IMPROVEMENT COUNCIL

At Grassy Pond Elementary School..."Gators Strive to Achieve and Succeed"! Our teachers were committed to teaching all students to be successful readers. Literacy development was a key focus this year at our school. We started a Birthday Book Program where parents and family members could purchase a book in honor of one of our students. The SC Book Award Program sponsored by the SC Assoc. of School Librarians was popular this year. Other literacy celebrations included a storyteller visit, Read Across America Day and Dr. Seuss's birthday Celebration. Student progress was monitored throughout the year by the Dominie and Rigby assessments.

Technology continues to grow at our school. This year we were able to purchase a piece of video equipment, a Vbrick, which allowed us to broadcast our morning show and other school programs and events through the computer via our district portal.

Community Service Projects are always a success here at Grassy Pond. Our students, parents, and teachers always possess a giving spirit. This year we supported our local Peach Center Ministries with a Clemson/Carolina themed canned food drive. In the spring students supported a number of other important causes giving over \$6, 000 back to the community.

Our PTC began the school year by giving each teacher \$250 to purchase supplies and materials for his/her classroom. They also purchased the Chic-Fil-A character education materials for our guidance counselor. New books for the media center, ten dollars per child for field trips, and "Too Good for Drugs" t-shirts were some other things they sponsored. They also treated the faculty and staff to a meal during Teacher Appreciation Week. Without their help many activities could not be funded here at Grassy Pond.

Mrs. Lisa Blanton, our Teacher of the Year, was also recognized as the CCSD Teacher of the Year. Mrs. Candice Goforth was voted by our staff as the Distinguished Teacher of Reading. Finally, Mrs. Lori McCraw was our school's winner of the district wellness competition. We are extremely proud of all the Grassy Pond Gators!

Ashley B. Clary, Principal & Ryan Buice, SIC Chairman

Comprehensive detail, including definitions of ratings, performance criteria, and explanations of status, is available on [www.ed.sc.gov](http://www.ed.sc.gov) and [www.eoc.sc.gov](http://www.eoc.sc.gov) as well as school and school district websites.

Printed versions are available from school districts upon request.

### Abbreviations Key

N/A Not Applicable N/AV Not Available N/C Not Collected N/R Not Reported I/S Insufficient Sample TBD To be determined  
NI Newly Identified CSI Continuing School Improvement CA Corrective Action RP Plan to Restructure R Restructure DELAY School Improvement Status HOLD School Improvement Status