

SC Annual School Report Card Summary

B D LEE ELEMENTARY

Cherokee

Grades: PK-5

Enrollment: 396

Principal: Mrs. Sharon Jefferies

Superintendent: Dr. Edgar C. Taylor

Board Chair: Mr. Donnie Smith

PERFORMANCE

Comprehensive detail, including definitions of ratings, performance criteria, and explanations of status, is available on www.ed.sc.gov and www.eoc.sc.gov as well as school and school district websites. Printed versions are available from school districts upon request.

YEAR	ABSOLUTE RATING	GROWTH RATING	PALMETTO GOLD AND SILVER AWARD		AYP STATUS	NCLB IMPROVEMENT STATUS
			General Performance	Closing the Gap		
2011	Below Average	Average	TBD	TBD	Not Met	N/A
2010	Below Average	Average	N/A	N/A	Met	N/A
2009	Below Average	Average	N/A	N/A	Met	N/A

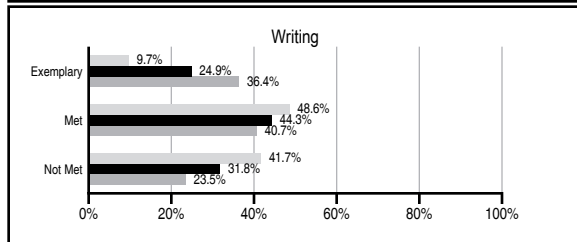
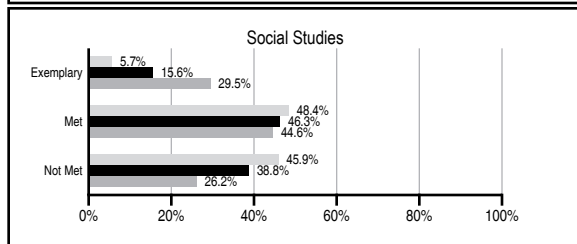
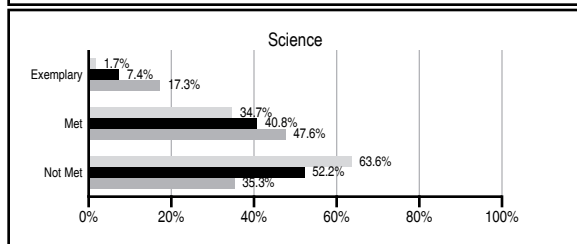
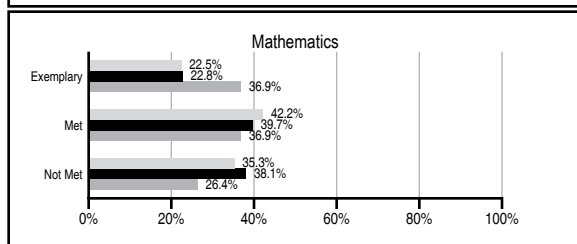
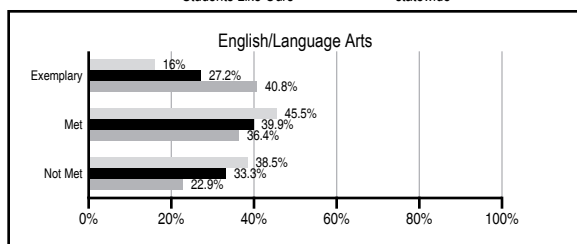
ABSOLUTE RATINGS OF ELEMENTARY SCHOOLS WITH STUDENTS LIKE OURS*

EXCELLENT	GOOD	AVERAGE	BELOW AVERAGE	AT-RISK
2	9	104	54	23

* Ratings are calculated with data available by 11/09/2011. Schools with Students Like Ours are Elementary Schools with Poverty Indices of no more than 5% above or below the index for this school.




PASS PERFORMANCE

Our School Elementary Schools with Students Like Ours Elementary schools statewide



NAEP PERFORMANCE*

* Performance reported for SC and nation, data not available at school level. Percentages at NAEP Achievement Levels.



SC PERFORMANCE VISION

By 2020 all students will graduate with the knowledge and skills necessary to compete successfully in the global economy, participate in a democratic society and contribute positively as members of families and communities.

Abbreviations Key

N/A Not Applicable N/AV Not Available N/C Not Collected N/R Not Reported I/S Insufficient Sample TBD To be determined

NI Newly Identified CSI Continuing School Improvement CA Corrective Action RP Plan to Restructure R Restructure DELAY School Improvement Status HOLD School Improvement Status

B D LEE ELEMENTARY [Cherokee]

SCHOOL PROFILE

	Our School	Change from Last Year	Elementary Schools with Students Like Ours	Median Elementary School
Students (n=396)				
Retention rate	0.3%	Down from 1.1%	1.5%	1.1%
Attendance rate	96.6%	Up from 96.5%	96.1%	96.2%
Served by gifted and talented program	11.6%	Up from 11.2%	5.7%	13.4%
With disabilities other than speech	1.3%	Down from 4.1%	4.3%	4.1%
Older than usual for grade	0.2%	Down from 0.3%	0.6%	0.3%
Out-of-school suspensions or expulsions for violent and/or criminal offenses	0.3%	Up from 0.0%	0.0%	0.0%
Teachers (n=23)				
Teachers with advanced degrees	56.5%	Down from 64.0%	61.8%	62.5%
Continuing contract teachers	91.3%	Down from 100.0%	82.9%	88.2%
Teachers returning from previous year	85.7%	Up from 85.4%	85.0%	87.8%
Teacher attendance rate	96.0%	Up from 95.9%	95.1%	95.2%
Average teacher salary*	\$45,831	Down 8.0%	\$45,147	\$46,773
Classes not taught by highly qualified teachers	0.0%	No Change	0.0%	0.0%
Professional development days/teacher	5.4 days	Up from 5.0 days	10.6 days	10.5 days
School				
Principal's years at school	4.0	Up from 3.0	3.3	4.0
Student-teacher ratio in core subjects	16.6 to 1	No Change	17.6 to 1	19.9 to 1
Prime instructional time	91.8%	Down from 92.1%	90.0%	90.4%
Opportunities in the arts	Good	No Change	Good	Good
SACS accreditation	Yes	No Change	Yes	Yes
Parents attending conferences	100.0%	No Change	100.0%	100.0%
Character development program	Excellent	No Change	Excellent	Excellent
Dollars spent per pupil**	\$6,122	Down 4.0%	\$8,323	\$7,447
Percent of expenditures for instruction**	68.1%	Down from 71.4%	67.8%	68.4%
Percent of expenditures for teacher salaries**	67.1%	Down from 69.7%	64.2%	65.8%
% of AYP objectives met	69.2%	Down from 100.0%	76.9%	90.5%

* Length of contract = 185+ days.

** Prior year audited financial data available.

EVALUATION RESULTS

	Teachers	Students*	Parents*
Number of surveys returned	22	71	49
Percent satisfied with learning environment	77.3%	84.5%	91.5%
Percent satisfied with social and physical environment	72.7%	84.5%	85.4%
Percent satisfied with school-home relations	68.2%	88.7%	85.4%

*Only students at the highest elementary school grade level at this school and their parents were included.

REPORT OF PRINCIPAL AND SCHOOL IMPROVEMENT COUNCIL

The 2010-2011 school year at B.D.Lee Elementary was centered around Rigor and Character Education. This year our school goals were to implement rigorous and relevant lessons to assist with increasing student achievement and our school implemented PBIS as a method to implement an effective character education program.

In recognition for implementing an effective school-wide character program, our school has been recognized as a PBIS "Ribbon School". B.D.Lee Elementary has been recognized for receiving SCIRA Exemplary Reading Honor School for demonstrating an outstanding reading program, National School of Character and "Promising Practices" awards for implementing unique and specific strategies in Character Education, Exemplary Writing for demonstrating an outstanding writing program, and Red Carpet in recognition for its family friendly atmosphere.

Our students are given opportunities to experience hands-on science activities from South Carolina Standards and field trips. Our business partner "Nestle" has provided our school with community partnerships in reading and our community partner, the Boys & Girls Club, has provided our students with youth development and character programs.

The School Improvement Council, PTO, teachers, students, parents, and our business partners have worked very hard to make this another successful year.

Sharon Jefferies, Principal
Karen Henderson, SIC Chairperson

Comprehensive detail, including definitions of ratings, performance criteria, and explanations of status, is available on www.ed.sc.gov and www.eoc.sc.gov as well as school and school district websites.

Printed versions are available from school districts upon request.

Abbreviations Key

N/A Not Applicable N/AV Not Available N/C Not Collected N/R Not Reported I/S Insufficient Sample TBD To be determined

NI Newly Identified CSI Continuing School Improvement CA Corrective Action RP Plan to Restructure R Restructure DELAY School Improvement Status HOLD School Improvement Status