



SC Annual School Report Card Summary

MARY BRAMLETT ELEMENTARY
Cherokee
Grades: PK-5 Enrollment: 282
Principal: Audrey McClary
Superintendent: Dr. Edgar C. Taylor
Board Chair: Mr. Donnie Smith

PERFORMANCE

Comprehensive detail, including definitions of ratings, performance criteria, and explanations of status, is available on www.ed.sc.gov and www.eoc.sc.gov as well as school and school district websites. Printed versions are available from school districts upon request.

YEAR	ABSOLUTE RATING	GROWTH RATING	PALMETTO GOLD AND SILVER AWARD		AYP STATUS	NCLB IMPROVEMENT STATUS
			General Performance	Closing the Gap		
2011	Below Average	Average	TBD	TBD	Not Met	R
2010	Below Average	Average	N/A	N/A	Met	RP-DELAY
2009	Below Average	At-Risk	N/A	N/A	Not Met	RP

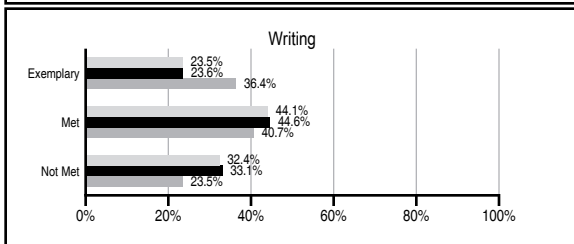
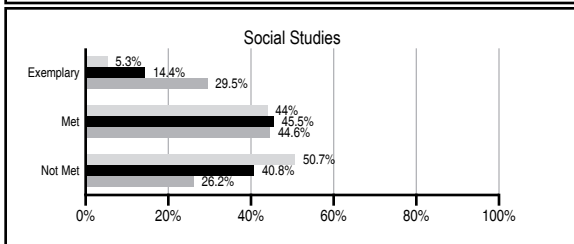
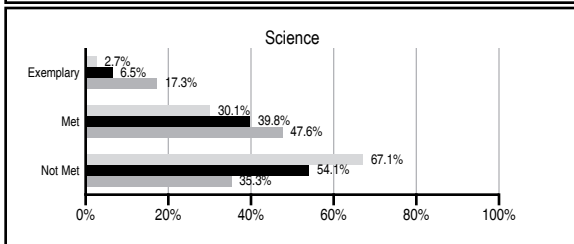
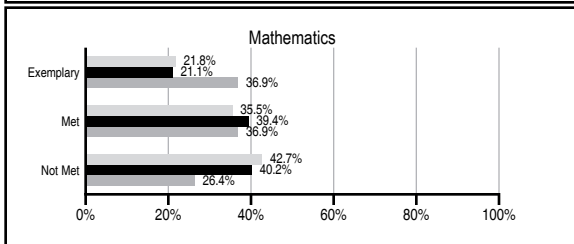
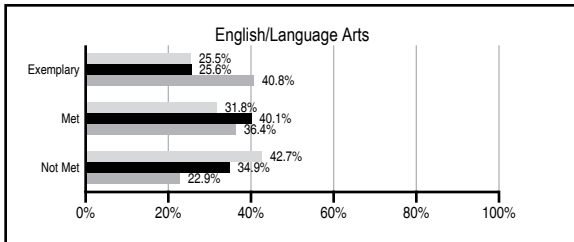
ABSOLUTE RATINGS OF ELEMENTARY SCHOOLS WITH STUDENTS LIKE OURS*

EXCELLENT	GOOD	AVERAGE	BELOW AVERAGE	AT-RISK
0	5	73	49	23

* Ratings are calculated with data available by 11/09/2011. Schools with Students Like Ours are Elementary Schools with Poverty Indices of no more than 5% above or below the index for this school.

PASS PERFORMANCE

Our School
 Elementary Schools with Students Like Ours
 Elementary schools statewide



NAEP PERFORMANCE*

* Performance reported for SC and nation, data not available at school level. Percentages at NAEP Achievement Levels.



SC PERFORMANCE VISION

By 2020 all students will graduate with the knowledge and skills necessary to compete successfully in the global economy, participate in a democratic society and contribute positively as members of families and communities.

Abbreviations Key

N/A Not Applicable N/AV Not Available N/C Not Collected N/R Not Reported I/S Insufficient Sample TBD To be determined

NI Newly Identified CSI Continuing School Improvement CA Corrective Action RP Plan to Restructure R Restructure DELAY School Improvement Status HOLD School Improvement Status

MARY BRAMLETT ELEMENTARY [Cherokee]

SCHOOL PROFILE

	Our School	Change from Last Year	Elementary Schools with Students Like Ours	Median Elementary School
Students (n=282)				
Retention rate	6.4%	Up from 3.5%	1.5%	1.1%
Attendance rate	96.4%	Up from 95.4%	96.0%	96.2%
Served by gifted and talented program	9.2%	Down from 10.9%	5.1%	13.4%
With disabilities other than speech	2.0%	Down from 7.1%	4.3%	4.1%
Older than usual for grade	1.4%	Down from 2.5%	0.6%	0.3%
Out-of-school suspensions or expulsions for violent and/or criminal offenses	0.0%	No Change	0.0%	0.0%
Teachers (n=21)				
Teachers with advanced degrees	61.9%	No Change	61.9%	62.5%
Continuing contract teachers	95.2%	Down from 100.0%	81.8%	88.2%
Teachers returning from previous year	86.4%	Up from 81.7%	84.2%	87.8%
Teacher attendance rate	95.6%	Up from 95.5%	95.2%	95.2%
Average teacher salary*	\$42,806	Down 1.5%	\$45,188	\$46,773
Classes not taught by highly qualified teachers	0.0%	No Change	0.0%	0.0%
Professional development days/teacher	7.7 days	Up from 5.4 days	10.6 days	10.5 days
School				
Principal's years at school	3.0	Up from 2.0	3.0	4.0
Student-teacher ratio in core subjects	21.2 to 1	Up from 16.6 to 1	17.5 to 1	19.9 to 1
Prime instructional time	90.7%	No Change	90.2%	90.4%
Opportunities in the arts	Good	No Change	Good	Good
SACS accreditation	Yes	No Change	Yes	Yes
Parents attending conferences	100.0%	Up from 99.1%	100.0%	100.0%
Character development program	Excellent	No Change	Excellent	Excellent
Dollars spent per pupil**	\$7,952	Down 16.6%	\$8,694	\$7,447
Percent of expenditures for instruction**	62.2%	Up from 58.2%	67.7%	68.4%
Percent of expenditures for teacher salaries**	60.1%	Up from 54.4%	63.9%	65.8%
% of AYP objectives met	61.5%	Down from 100.0%	76.9%	90.5%

* Length of contract = 185+ days.

** Prior year audited financial data available.

REPORT OF PRINCIPAL AND SCHOOL IMPROVEMENT COUNCIL

Mary Bramlett continues to provide students a pleasant and conducive school atmosphere for learning and growing to the greatest future potential.

Collectively, we dedicate our efforts to implement the best research-based strategies and practices available, and we preface these implementations with high expectations, and caring.

For the next school year, we will offer parents a choice of 5k Montessori Method or 5k Traditional Method. In best interest to challenge our children, we have extended the instructional time to increase the rigor, enhancing reading and math skills. Research shows that children who are engaged in intense and effective instruction from age 0 to 6 have the best chance of learning at a greater rate than an adult. Therefore, we have a probably opportunity of closing the achievement gap.

We have implemented PBIS (Positive Behavioral Intervention Support), and to extend PBIS, additional extracurricular activities such as a "school arcade" and a "Green Room." Students with the positive behavior will be awarded these activities.

Small group, differentiation of instruction, along with Response to Intervention, Math Exploration, Study Island, Brain Pop, MAP, science lab, mentoring, smart boards, instructional facilitators, Mobile Library, Supplemental Education Services, World of Readers, reading and math interventionist, field trips, and parent involvement are some of our academic strategies to improve the students confidence and academic achievement.

We are elated to congratulate Rachel Morris as teacher of the year, and Renee Hill as distinguished reading teacher of the year.

Audrey McClary, Principal
SIC: Stacy Camp, Chairperson

EVALUATION RESULTS

	Teachers	Students*	Parents*
Number of surveys returned	14	36	35
Percent satisfied with learning environment	78.6%	86.1%	84.8%
Percent satisfied with social and physical environment	84.6%	83.3%	85.7%
Percent satisfied with school-home relations	50.0%	72.2%	88.6%

*Only students at the highest elementary school grade level at this school and their parents were included.

Comprehensive detail, including definitions of ratings, performance criteria, and explanations of status, is available on www.ed.sc.gov and www.eoc.sc.gov as well as school and school district websites.

Printed versions are available from school districts upon request.

Abbreviations Key

N/A Not Applicable N/AV Not Available N/C Not Collected N/R Not Reported I/S Insufficient Sample TBD To be determined
NI Newly Identified CSI Continuing School Improvement CA Corrective Action RP Plan to Restructure R Restructure DELAY School Improvement Status HOLD School Improvement Status