

SC Annual School Report Card Summary

DRAYTONVILLE ELEMENTARY

Cherokee

Grades: PK-5

Enrollment: 301

Principal: Isaac Wallace

Superintendent: Dr. Edgar C. Taylor

Board Chair: Mr. Donnie Smith

PERFORMANCE

Comprehensive detail, including definitions of ratings, performance criteria, and explanations of status, is available on www.ed.sc.gov and www.eoc.sc.gov as well as school and school district websites. Printed versions are available from school districts upon request.

YEAR	ABSOLUTE RATING	GROWTH RATING	PALMETTO GOLD AND SILVER AWARD		AYP STATUS	NCLB IMPROVEMENT STATUS
			General Performance	Closing the Gap		
2011	Average	Good	TBD	TBD	Not Met	N/A
2010	Average	Good	Silver	Silver	Met	N/A
2009	Average	Good	Silver	Silver	Met	N/A

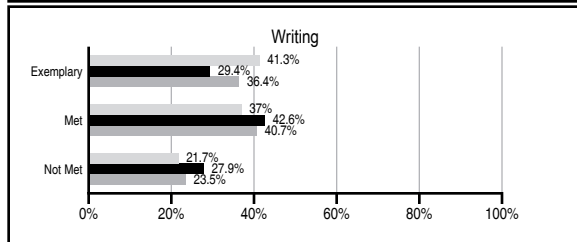
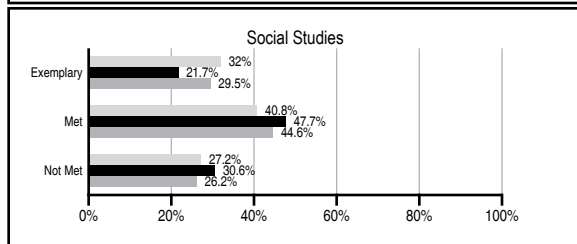
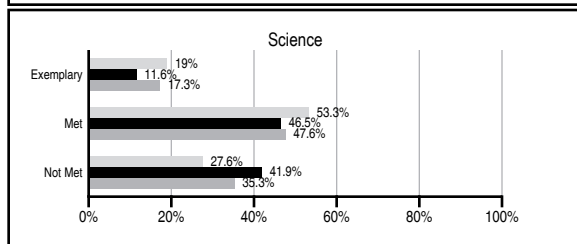
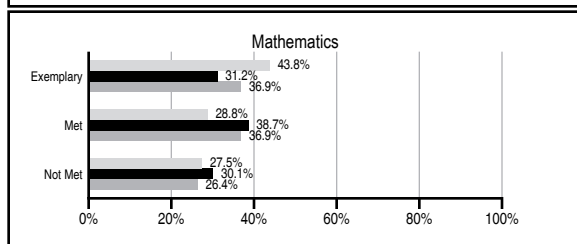
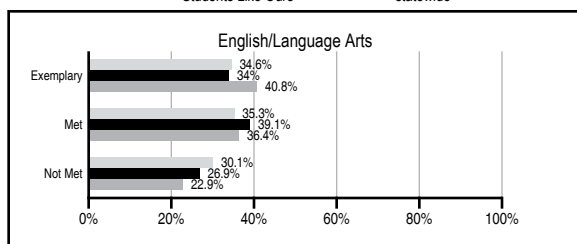
ABSOLUTE RATINGS OF ELEMENTARY SCHOOLS WITH STUDENTS LIKE OURS*

EXCELLENT	GOOD	AVERAGE	BELOW AVERAGE	AT-RISK
5	15	95	13	0

* Ratings are calculated with data available by 11/09/2011. Schools with Students Like Ours are Elementary Schools with Poverty Indices of no more than 5% above or below the index for this school.




PASS PERFORMANCE

Our School Elementary Schools with Students Like Ours Elementary schools statewide



NAEP PERFORMANCE*

* Performance reported for SC and nation, data not available at school level. Percentages at NAEP Achievement Levels.



SC PERFORMANCE VISION

By 2020 all students will graduate with the knowledge and skills necessary to compete successfully in the global economy, participate in a democratic society and contribute positively as members of families and communities.

Abbreviations Key

N/A Not Applicable N/AV Not Available N/C Not Collected N/R Not Reported I/S Insufficient Sample TBD To be determined

NI Newly Identified CSI Continuing School Improvement CA Corrective Action RP Plan to Restructure R Restructure DELAY School Improvement Status HOLD School Improvement Status

DRAYTONVILLE ELEMENTARY [Cherokee]

SCHOOL PROFILE

	Our School	Change from Last Year	Elementary Schools with Students Like Ours	Median Elementary School
Students (n=301)				
Retention rate	0.0%	Down from 2.7%	1.4%	1.1%
Attendance rate	95.8%	Up from 95.6%	95.9%	96.2%
Served by gifted and talented program	17.9%	Up from 10.7%	9.7%	13.4%
With disabilities other than speech	5.9%	Down from 9.2%	4.7%	4.1%
Older than usual for grade	0.0%	Down from 0.4%	0.4%	0.3%
Out-of-school suspensions or expulsions for violent and/or criminal offenses	0.0%	No Change	0.0%	0.0%
Teachers (n=18)				
Teachers with advanced degrees	44.4%	Down from 70.0%	60.0%	62.5%
Continuing contract teachers	83.3%	Down from 95.0%	88.4%	88.2%
Teachers returning from previous year	86.5%	Down from 93.8%	87.4%	87.8%
Teacher attendance rate	95.5%	Down from 95.8%	95.0%	95.2%
Average teacher salary*	\$42,388	Down 13.7%	\$46,409	\$46,773
Classes not taught by highly qualified teachers	0.0%	No Change	0.0%	0.0%
Professional development days/teacher	5.2 days	Down from 6.7 days	11.3 days	10.5 days
School				
Principal's years at school	17.0	Up from 16.0	4.0	4.0
Student-teacher ratio in core subjects	17.9 to 1	Down from 18.4 to 1	19.6 to 1	19.9 to 1
Prime instructional time	91.0%	No Change	89.7%	90.4%
Opportunities in the arts	Good	No Change	Good	Good
SACS accreditation	Yes	No Change	Yes	Yes
Parents attending conferences	100.0%	No Change	100.0%	100.0%
Character development program	Good	No Change	Excellent	Excellent
Dollars spent per pupil**	\$6,729	Down 8.4%	\$7,484	\$7,447
Percent of expenditures for instruction**	66.8%	Up from 65.2%	67.7%	68.4%
Percent of expenditures for teacher salaries**	66.5%	Up from 63.9%	64.7%	65.8%
% of AYP objectives met	84.6%	Down from 100.0%	88.1%	90.5%

* Length of contract = 185+ days.

** Prior year audited financial data available.

REPORT OF PRINCIPAL AND SCHOOL IMPROVEMENT COUNCIL

Draytonville Elementary School's mission, in partnership with family and community, is to provide first-class educational programs that ensure that all students acquire the skills needed to reach their maximum potential in an ever-changing world. The mission provides focus for all that we do. Draytonville Elementary is a Title I school-wide program and is proud to have continuing accreditation through the Southern Association of Colleges and Schools.

Draytonville Elementary received the 2010-11 General Performance Palmetto Silver Award and the 2010-11 Closing Achievement Gap Palmetto Silver Award. Strong, dedicated teachers and support personnel are the backbone of our school. Mrs. Julie Reeves was selected Teacher of the Year, and Mrs. Tammy Goins was selected Reading Teacher of the Year.

Our students excelled in many areas. We had district winners in poster and essay contests and in sports related contests. Students participated in the district Honors Choir, and all students' art work was displayed in the district Arts Expo.

Literacy was emphasized this year with the support of our literacy coach and two reading interventionists. We were pleased with students' gains in reading, but need to continue focusing on addressing weaknesses. We will also work to meet the math needs of our students. We anticipate that students will continue to make gains in achievement.

We are proud of our school and community, and invite you to become a part of our school family.

Janice G. Ford, Principal
Diane Bridges, School Improvement Council

EVALUATION RESULTS

	Teachers	Students*	Parents*
Number of surveys returned	22	47	28
Percent satisfied with learning environment	100.0%	87.0%	100.0%
Percent satisfied with social and physical environment	100.0%	80.9%	92.9%
Percent satisfied with school-home relations	81.8%	87.2%	85.7%

*Only students at the highest elementary school grade level at this school and their parents were included.

Comprehensive detail, including definitions of ratings, performance criteria, and explanations of status, is available on www.ed.sc.gov and www.eoc.sc.gov as well as school and school district websites.

Printed versions are available from school districts upon request.

Abbreviations Key

N/A Not Applicable N/AV Not Available N/C Not Collected N/R Not Reported I/S Insufficient Sample TBD To be determined
NI Newly Identified CSI Continuing School Improvement CA Corrective Action RP Plan to Restructure R Restructure DELAY School Improvement Status HOLD School Improvement Status