

SC Annual School Report Card Summary

CORINTH ELEMENTARY

Cherokee

Grades: PK-5

Enrollment: 377

Principal: Brenda Sharts

Superintendent: Dr. Edgar C. Taylor

Board Chair: Mr. Donnie Smith

PERFORMANCE

Comprehensive detail, including definitions of ratings, performance criteria, and explanations of status, is available on www.ed.sc.gov and www.eoc.sc.gov as well as school and school district websites. Printed versions are available from school districts upon request.

YEAR	ABSOLUTE RATING	GROWTH RATING	PALMETTO GOLD AND SILVER AWARD		AYP STATUS	NCLB IMPROVEMENT STATUS
			General Performance	Closing the Gap		
2011	Good	Good	TBD	TBD	Met	N/A
2010	Good	Good	Silver	N/A	Met	N/A
2009	Good	Average	N/A	N/A	Met	N/A

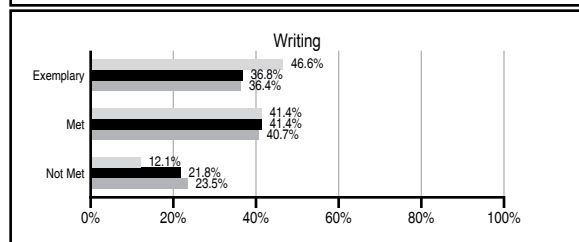
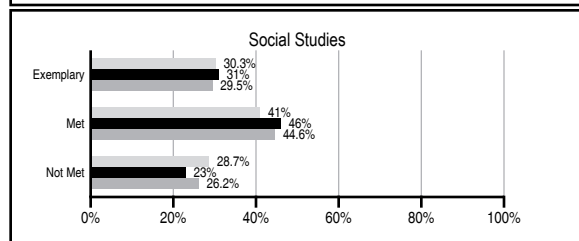
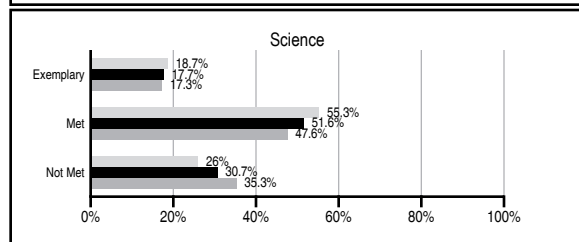
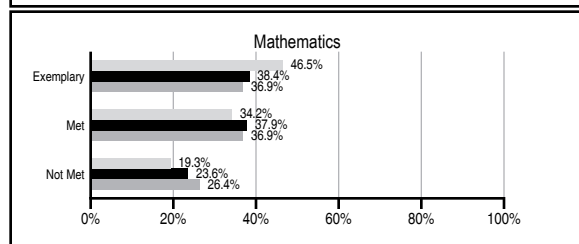
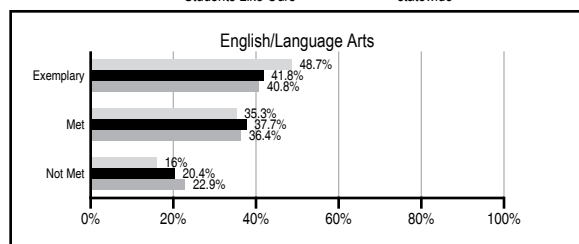
ABSOLUTE RATINGS OF ELEMENTARY SCHOOLS WITH STUDENTS LIKE OURS*

EXCELLENT	GOOD	AVERAGE	BELOW AVERAGE	AT-RISK
22	35	54	1	0

* Ratings are calculated with data available by 11/09/2011. Schools with Students Like Ours are Elementary Schools with Poverty Indices of no more than 5% above or below the index for this school.




PASS PERFORMANCE

Our School Elementary Schools with Students Like Ours Elementary schools statewide



NAEP PERFORMANCE*

* Performance reported for SC and nation, data not available at school level. Percentages at NAEP Achievement Levels.



SC PERFORMANCE VISION

By 2020 all students will graduate with the knowledge and skills necessary to compete successfully in the global economy, participate in a democratic society and contribute positively as members of families and communities.

Abbreviations Key

N/A Not Applicable N/AV Not Available N/C Not Collected N/R Not Reported I/S Insufficient Sample TBD To be determined

NI Newly Identified CSI Continuing School Improvement CA Corrective Action RP Plan to Restructure R Restructure DELAY School Improvement Status HOLD School Improvement Status

CORINTH ELEMENTARY [Cherokee]

SCHOOL PROFILE

	Our School	Change from Last Year	Elementary Schools with Students Like Ours	Median Elementary School
Students (n=377)				
Retention rate	0.3%	Up from 0.0%	1.2%	1.1%
Attendance rate	96.4%	Down from 97.2%	96.1%	96.2%
Served by gifted and talented program	19.4%	Up from 17.1%	14.3%	13.4%
With disabilities other than speech	4.9%	Down from 7.4%	5.1%	4.1%
Older than usual for grade	0.0%	No Change	0.3%	0.3%
Out-of-school suspensions or expulsions for violent and/or criminal offenses	0.0%	No Change	0.0%	0.0%
Teachers (n=25)				
Teachers with advanced degrees	72.0%	Down from 75.0%	60.6%	62.5%
Continuing contract teachers	96.0%	Up from 95.8%	90.0%	88.2%
Teachers returning from previous year	93.8%	Up from 88.2%	88.4%	87.8%
Teacher attendance rate	94.4%	Down from 95.2%	95.2%	95.2%
Average teacher salary*	\$44,804	Down 5.1%	\$46,460	\$46,773
Classes not taught by highly qualified teachers	0.0%	No Change	0.0%	0.0%
Professional development days/teacher	5.9 days	Down from 7.3 days	10.5 days	10.5 days
School				
Principal's years at school	7.0	Up from 6.0	4.5	4.0
Student-teacher ratio in core subjects	16.6 to 1	Down from 22.7 to 1	20.1 to 1	19.9 to 1
Prime instructional time	90.1%	Down from 92.5%	90.3%	90.4%
Opportunities in the arts	Good	No Change	Good	Good
SACS accreditation	Yes	No Change	Yes	Yes
Parents attending conferences	100.0%	No Change	100.0%	100.0%
Character development program	Excellent	Up from Good	Excellent	Excellent
Dollars spent per pupil**	\$5,840	Up 0.7%	\$7,094	\$7,447
Percent of expenditures for instruction**	71.6%	Up from 70.8%	68.4%	68.4%
Percent of expenditures for teacher salaries**	70.0%	Down from 70.2%	65.6%	65.8%
% of AYP objectives met	100.0%	No Change	93.5%	90.5%

* Length of contract = 185+ days.

** Prior year audited financial data available.

EVALUATION RESULTS

	Teachers	Students*	Parents*
Number of surveys returned	26	58	45
Percent satisfied with learning environment	96.2%	98.3%	93.3%
Percent satisfied with social and physical environment	96.0%	96.6%	95.6%
Percent satisfied with school-home relations	96.2%	94.8%	91.1%

*Only students at the highest elementary school grade level at this school and their parents were included.

REPORT OF PRINCIPAL AND SCHOOL IMPROVEMENT COUNCIL

Looking back over the 2010-2011 school year, I am reminded of many accomplishments. We implemented many of the strategies that helped us achieve success such as common planning time across all grade levels, a focus on teaching the South Carolina Standards, an infusion of character traits into the curriculum, and weekly assessments used to track student's progress towards goals.

Our staff works very hard and is always participating in staff development in various areas to better meet the needs of all students. Ms. Virginia Scates was elected to represent the Corinth Staff as our Teacher of the Year.

Corinth Elementary School continues to be extremely fortunate to have a very active PTO and School Improvement Council. The PTO sponsored a Fall Festival and a Santa Shop. They provided many incentives for students and support for the teachers. During the summer, the PTO with the help of the community remodeled the playground to include a walking track, soccer field, basketball and tetherball courts.

Steady improvements have continued on our School Report Card. Our most recent PASS scores revealed that our students in grades 3, 4, and 5 scored higher in English Language Arts and Math than most schools in the district and state. This achievement was recognized by the state with the Palmetto Silver Award. We were given a flag to recognize this achievement that proudly hangs in our hall to greet all visitors.

We are looking forward to many more successes throughout the 2011-2012 school year. As always, we appreciate your continued support and cooperation. Working together, we will continue to provide the best education for our students!

Brenda Sharts, Principal
Heather Swayngim, SIC Chair

Comprehensive detail, including definitions of ratings, performance criteria, and explanations of status, is available on www.ed.sc.gov and www.eoc.sc.gov as well as school and school district websites.

Printed versions are available from school districts upon request.

Abbreviations Key

N/A Not Applicable N/AV Not Available N/C Not Collected N/R Not Reported I/S Insufficient Sample TBD To be determined
NI Newly Identified CSI Continuing School Improvement CA Corrective Action RP Plan to Restructure R Restructure DELAY School Improvement Status HOLD School Improvement Status