

# SC Annual School Report Card Summary

ALMA ELEMENTARY

Cherokee

Grades: PK-5

Enrollment: 228

Principal: Kimberly F. Camp

Superintendent: Dr. Edgar C. Taylor

Board Chair: Mr. Donnie Smith

## PERFORMANCE

Comprehensive detail, including definitions of ratings, performance criteria, and explanations of status, is available on [www.ed.sc.gov](http://www.ed.sc.gov) and [www.eoc.sc.gov](http://www.eoc.sc.gov) as well as school and school district websites. Printed versions are available from school districts upon request.

YEAR	ABSOLUTE RATING	GROWTH RATING	PALMETTO GOLD AND SILVER AWARD		AYP STATUS	NCLB IMPROVEMENT STATUS
			General Performance	Closing the Gap		
2011	Below Average	Below Average	TBD	TBD	Not Met	N/A
2010	Below Average	Below Average	N/A	N/A	Met	N/A
2009	Average	Average	N/A	N/A	Met	N/A

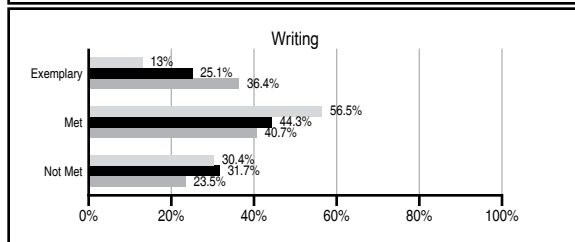
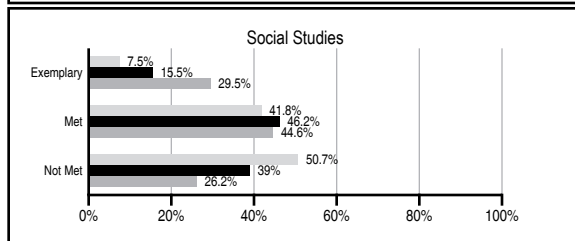
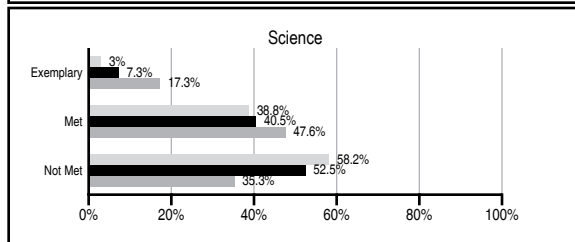
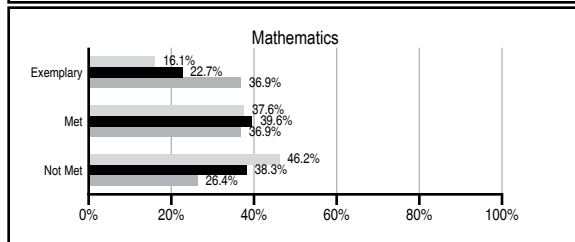
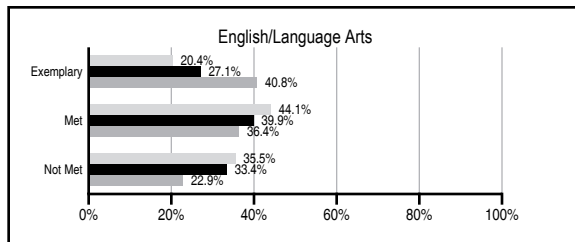
## ABSOLUTE RATINGS OF ELEMENTARY SCHOOLS WITH STUDENTS LIKE OURS\*

EXCELLENT	GOOD	AVERAGE	BELOW AVERAGE	AT-RISK
2	9	99	54	23

\* Ratings are calculated with data available by 11/09/2011. Schools with Students Like Ours are Elementary Schools with Poverty Indices of no more than 5% above or below the index for this school.

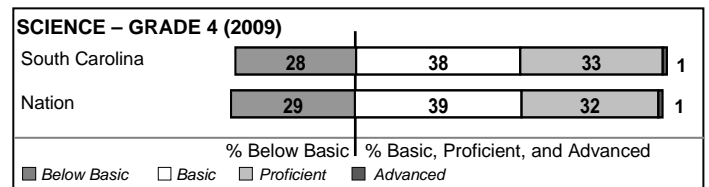

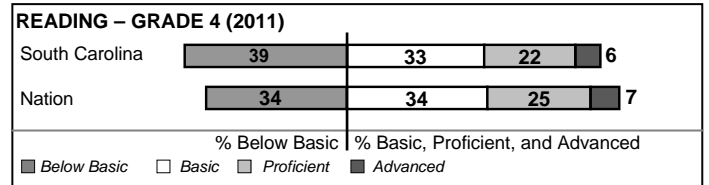
## PASS PERFORMANCE

Our School Elementary Schools with Students Like Ours Elementary schools statewide



## NAEP PERFORMANCE\*

\* Performance reported for SC and nation, data not available at school level. Percentages at NAEP Achievement Levels.



## SC PERFORMANCE VISION

By 2020 all students will graduate with the knowledge and skills necessary to compete successfully in the global economy, participate in a democratic society and contribute positively as members of families and communities.

### Abbreviations Key

N/A Not Applicable N/AV Not Available N/C Not Collected N/R Not Reported I/S Insufficient Sample TBD To be determined

NI Newly Identified CSI Continuing School Improvement CA Corrective Action RP Plan to Restructure R Restructure DELAY School Improvement Status HOLD School Improvement Status

# ALMA ELEMENTARY [Cherokee]

## SCHOOL PROFILE

	Our School	Change from Last Year	Elementary Schools with Students Like Ours	Median Elementary School
<b>Students (n=228)</b>				
Retention rate	2.9%	Up from 2.5%	1.5%	1.1%
Attendance rate	97.1%	Up from 96.2%	96.1%	96.2%
Served by gifted and talented program	16.7%	Up from 6.3%	5.7%	13.4%
With disabilities other than speech	4.5%	Down from 5.7%	4.3%	4.1%
Older than usual for grade	0.4%	Up from 0.0%	0.6%	0.3%
Out-of-school suspensions or expulsions for violent and/or criminal offenses	0.0%	No Change	0.0%	0.0%
<b>Teachers (n=16)</b>				
Teachers with advanced degrees	50.0%	Down from 52.9%	61.7%	62.5%
Continuing contract teachers	100.0%	Up from 94.1%	82.8%	88.2%
Teachers returning from previous year	86.6%	Up from 84.9%	84.9%	87.8%
Teacher attendance rate	93.2%	Down from 96.2%	95.1%	95.2%
Average teacher salary*	\$40,960	Down 0.8%	\$45,027	\$46,773
Classes not taught by highly qualified teachers	0.0%	No Change	0.0%	0.0%
Professional development days/teacher	10.3 days	Up from 6.3 days	10.5 days	10.5 days
<b>School</b>				
Principal's years at school	3.0	Up from 2.0	3.0	4.0
Student-teacher ratio in core subjects	19.4 to 1	Down from 19.5 to 1	17.6 to 1	19.9 to 1
Prime instructional time	89.4%	Down from 92.1%	90.1%	90.4%
Opportunities in the arts	Good	No Change	Good	Good
SACS accreditation	Yes	No Change	Yes	Yes
Parents attending conferences	100.0%	No Change	100.0%	100.0%
Character development program	Good	No Change	Excellent	Excellent
Dollars spent per pupil**	\$7,896	Up 2.1%	\$8,344	\$7,447
Percent of expenditures for instruction**	66.6%	Up from 62.3%	67.8%	68.4%
Percent of expenditures for teacher salaries**	62.8%	Up from 55.7%	64.2%	65.8%
% of AYP objectives met	76.5%	Down from 100.0%	76.9%	90.5%

\* Length of contract = 185+ days.

\*\* Prior year audited financial data available.

## EVALUATION RESULTS

	Teachers	Students*	Parents*
Number of surveys returned	19	23	17
Percent satisfied with learning environment	100.0%	95.7%	94.1%
Percent satisfied with social and physical environment	94.7%	95.2%	100.0%
Percent satisfied with school-home relations	94.7%	95.7%	94.1%

\*Only students at the highest elementary school grade level at this school and their parents were included.

## REPORT OF PRINCIPAL AND SCHOOL IMPROVEMENT COUNCIL

Alma Elementary...where we all "REACH for the STARS!" Our students and teachers worked diligently to make learning exciting and authentic. By using the SC academic standards, we created a school-wide long range plan resulting in innovative and motivating lessons. Teachers continue to use our wealth of resources in our Literacy Center and Math/Science Curriculum Lab.

Parental participation increased. Our parents attended our Back to School Night, Parent-Teacher Conferences, Fall Festival, Title I Parenting Sessions, Awards Days, Talent Show, Field Day and more. Parents volunteered with our Science Fair, Book Fair, and Student-Mentor Program. Families also enjoyed the healthy treats during these events from our Fresh Fruit and Vegetable grant. Parents supported our community service projects like Relay for Life and March of Dimes.

Alma Elementary was a Communities in Schools (CIS) grant recipient. This is an after-school program designed to assist in meeting the academic, social, emotional and physical needs of students. Our teachers and CIS counselors assist in tutoring and enrichment activities. This program served students in grades 3-5. Students in grades 1-2 were able to attend a Morning Learning Program.

Alma Elementary was named as a Response to Intervention site for the state. This project embraces significant time devoted to actual reading and writing, high-quality instruction, small group and individualized instruction, numerous books matched to reading levels, and an increased instructional focus on changing needs of students. With this on-site professional learning pilot, our school will make "Literacy Matter."

Additionally, Alma Elementary has been selected as a Partner School with Winthrop University. In this partnership, our faculty and staff will host year-long teacher candidate internships where college students will learn first-hand about student learning, specials needs, and literacy development.

Technology continues to increase. Classrooms are equipped with Activboards, document cameras, LCD projectors and wireless laptops. Educational sites like Tumble Books and Bookflick can be accessed from home. We will continue to incorporate ipods, netbooks, and flip cameras.

At Alma Elementary, we believe in creating a family-friendly school environment and providing excellent customer service. To tighten security and to have a record of our visitors, we have a computer program with photo capabilities. We welcome parents, visitors, and community members. We refer to our school as "our learning home." Education is a team effort among students, parents, school faculty, and community. You are encouraged to come and visit our school to see first hand how parent involvement, teacher dedication and industrious students make a successful school. You are invited to become part of our team to SHINE as we "think, inspire, imagine, and celebrate."

Kimberly F. Camp, Principal  
Amie Sullivan, Chairperson, School Improvement Council  
2010

Comprehensive detail, including definitions of ratings, performance criteria, and explanations of status, is available on [www.ed.sc.gov](http://www.ed.sc.gov) and [www.eoc.sc.gov](http://www.eoc.sc.gov) as well as school and school district websites.

Printed versions are available from school districts upon request.

### Abbreviations Key

N/A Not Applicable N/AV Not Available N/C Not Collected N/R Not Reported I/S Insufficient Sample TBD To be determined

NI Newly Identified CSI Continuing School Improvement CA Corrective Action RP Plan to Restructure R Restructure DELAY School Improvement Status HOLD School Improvement Status