



# SC Annual School Report Card Summary

**CANE BAY ELEMENTARY**  
**Berkeley**

**Grades: PK-5**

**Enrollment: 784**

**Principal: Diane White**

**Superintendent: Rodney Thompson**

**Board Chair: Kathy Schwalbe**

## PERFORMANCE

Comprehensive detail, including definitions of ratings, performance criteria, and explanations of status, is available on [www.ed.sc.gov](http://www.ed.sc.gov) and [www.eoc.sc.gov](http://www.eoc.sc.gov) as well as school and school district websites. Printed versions are available from school districts upon request.

YEAR	ABSOLUTE RATING	GROWTH RATING	PALMETTO GOLD AND SILVER AWARD		AYP STATUS	NCLB IMPROVEMENT STATUS
			General Performance	Closing the Gap		
2011	Good	Good	TBD	TBD	Met	N/A
2010	Average	Good	Silver	N/A	Not Met	N/A
2009	N/A	N/A	N/A	N/A	N/A	N/A

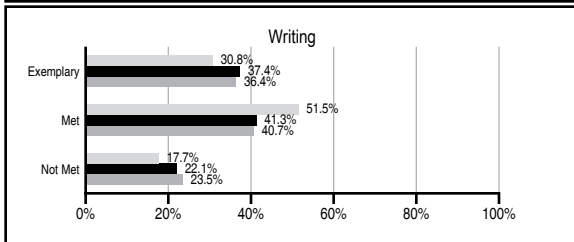
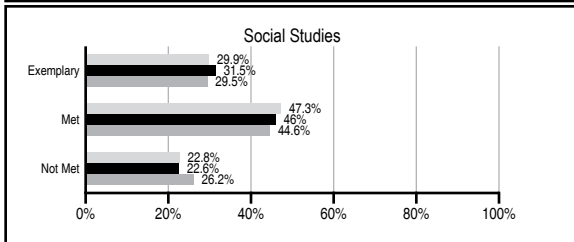
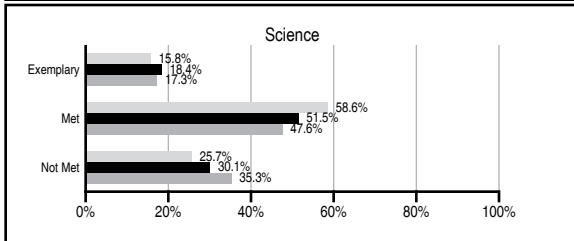
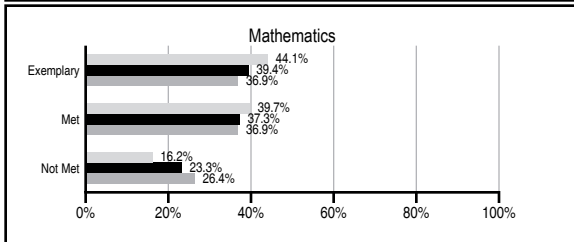
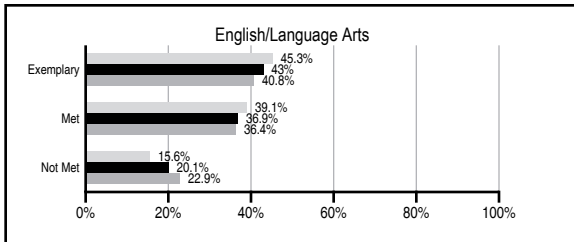
## ABSOLUTE RATINGS OF ELEMENTARY SCHOOLS WITH STUDENTS LIKE OURS\*

EXCELLENT	GOOD	AVERAGE	BELOW AVERAGE	AT-RISK
24	39	47	1	0

\* Ratings are calculated with data available by 11/09/2011. Schools with Students Like Ours are Elementary Schools with Poverty Indices of no more than 5% above or below the index for this school.



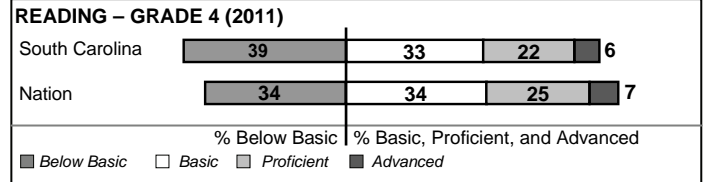
## PASS PERFORMANCE

Our School
  Elementary Schools with Students Like Ours
  Elementary schools statewide



## NAEP PERFORMANCE\*

\* Performance reported for SC and nation, data not available at school level. Percentages at NAEP Achievement Levels.



## SC PERFORMANCE VISION

*By 2020 all students will graduate with the knowledge and skills necessary to compete successfully in the global economy, participate in a democratic society and contribute positively as members of families and communities.*

### Abbreviations Key

N/A Not Applicable N/AV Not Available N/C Not Collected N/R Not Reported I/S Insufficient Sample TBD To be determined

NI Newly Identified CSI Continuing School Improvement CA Corrective Action RP Plan to Restructure R Restructure DELAY School Improvement Status HOLD School Improvement Status

# CANE BAY ELEMENTARY [Berkeley]

## SCHOOL PROFILE

	Our School	Change from Last Year	Elementary Schools with Students Like Ours	Median Elementary School
<b>Students (n=784)</b>				
Retention rate	2.9%	Up from 0.0%	1.2%	1.1%
Attendance rate	96.0%	Up from 95.4%	96.1%	96.2%
Served by gifted and talented program	11.8%	Up from 11.1%	14.4%	13.4%
With disabilities other than speech	2.6%	Down from 8.0%	4.5%	4.1%
Older than usual for grade	0.0%	No Change	0.2%	0.3%
Out-of-school suspensions or expulsions for violent and/or criminal offenses	0.0%	Down from 0.7%	0.0%	0.0%
<b>Teachers (n=49)</b>				
Teachers with advanced degrees	59.2%	Down from 60.0%	60.7%	62.5%
Continuing contract teachers	65.3%	Up from 62.2%	90.0%	88.2%
Teachers returning from previous year	N/A	N/A	88.4%	87.8%
Teacher attendance rate	95.4%	Up from 94.9%	95.2%	95.2%
Average teacher salary*	\$43,631	Down 5.1%	\$46,534	\$46,773
Classes not taught by highly qualified teachers	0.0%	No Change	0.0%	0.0%
Professional development days/teacher	11.8 days	Down from 17.7 days	10.4 days	10.5 days
<b>School</b>				
Principal's years at school	1.0	Up from 0.5	4.0	4.0
Student-teacher ratio in core subjects	20.4 to 1	Down from 21.6 to 1	20.2 to 1	19.9 to 1
Prime instructional time	90.9%	Up from 89.9%	90.3%	90.4%
Opportunities in the arts	Good	No Change	Good	Good
SACS accreditation	Yes	No Change	Yes	Yes
Parents attending conferences	100.0%	Up from 99.1%	100.0%	100.0%
Character development program	Good	Up from Below Average	Excellent	Excellent
Dollars spent per pupil**	\$5,886	N/A	\$6,922	\$7,447
Percent of expenditures for instruction**	65.1%	N/A	68.5%	68.4%
Percent of expenditures for teacher salaries**	61.8%	N/A	65.9%	65.8%
% of AYP objectives met	100.0%	Up from 95.2%	93.1%	90.5%

\* Length of contract = 185+ days.

\*\* Prior year audited financial data available.

## EVALUATION RESULTS

	Teachers	Students*	Parents*
Number of surveys returned	37	134	78
Percent satisfied with learning environment	83.8%	88.6%	92.3%
Percent satisfied with social and physical environment	91.9%	91.6%	93.5%
Percent satisfied with school-home relations	94.6%	90.2%	77.9%

\*Only students at the highest elementary school grade level at this school and their parents were included.

## REPORT OF PRINCIPAL AND SCHOOL IMPROVEMENT COUNCIL

We have completed our second year at Cane Bay Elementary School with 806 students. It was an exciting year for the students, staff, parents, and community members who are part of the CBE family. Our school is located off Highway 176 within the newly developed Cane Bay Plantation. Our student body continues to draw from a variety of Berkeley County schools. The school currently serves children in grades Pre-K through five.

The vision of Cane Bay Elementary is to challenge and empower our students to be successful in a highly competitive world. Our school employs 46 certified professionals, 15 instructional paraprofessionals, and 20 support staff. Of the 46 certified staff members, 12 are National Board Certified Teachers. Cane Bay provides an exceptional learning environment for all children attending the school. Our school is accredited through the Southern Association of Colleges and Schools with AdvancED Accreditation.

Students come to Cane Bay Elementary School to experience academic excellence within a safe and caring learning environment. Teachers collaborate with their colleagues to identify the essential learning for each grade and content area, plan lessons together to engage the learners, and provide specific targeted instruction to insure student learning and success. The Cane Bay Elementary staff continuously increases their professional knowledge through staff development and coursework. Professional development is provided for the instructional staff members on early release days and district/school staff development days. Students participate in school and community programs that enhance development and promote citizenship. These programs include Kiwanis "Terrific Kids" character education and the Kids Who Care Project Grant. Other award winning efforts were: students who received first and second prizes, and an honorable mention at the North Charleston Arts Festival, and first place in the Berkeley County Spelling Bee Championship for third grade. Our school has 12 students who are artistically gifted and participate in lessons and activities that stimulate their talent.

Parent involvement is critical at the school level in the elementary grades. The PTA, Title I Planning Team and School Improvement Council continually work together to assist the school with decision-making and student achievement through data analysis and program evaluation. These groups meet regularly to focus on learning and the needs of the school. Cane Bay Elementary has many groups who volunteer within the school. These groups include the PTA, community residents, and the D.A.D.'s Club. An on-site after-school daycare program is offered to parents to meet the needs of the families in the Cane Bay community. Our school fosters an environment of success for all students and genuinely believes that all students will learn and be empowered to be successful in a highly competitive world.

Diane White, Principal      John Taylor, SIC Chairperson

Comprehensive detail, including definitions of ratings, performance criteria, and explanations of status, is available on [www.ed.sc.gov](http://www.ed.sc.gov) and [www.eoc.sc.gov](http://www.eoc.sc.gov) as well as school and school district websites.

Printed versions are available from school districts upon request.

### Abbreviations Key

N/A Not Applicable N/AV Not Available N/C Not Collected N/R Not Reported I/S Insufficient Sample TBD To be determined

NI Newly Identified CSI Continuing School Improvement CA Corrective Action RP Plan to Restructure R Restructure DELAY School Improvement Status HOLD School Improvement Status