



SC Annual School Report Card Summary

DANIEL ISLAND SCHOOL
 Berkeley
 Grades: PK-8 Enrollment: 1,162
 Principal: Marty French
 Superintendent: Rodney Thompson
 Board Chair: Kathy Schwalbe

PERFORMANCE

Comprehensive detail, including definitions of ratings, performance criteria, and explanations of status, is available on www.ed.sc.gov and www.eoc.sc.gov as well as school and school district websites. Printed versions are available from school districts upon request.

YEAR	ABSOLUTE RATING	GROWTH RATING	PALMETTO GOLD AND SILVER AWARD		AYP STATUS	NCLB IMPROVEMENT STATUS
			General Performance	Closing the Gap		
2011	Excellent	Excellent	TBD	TBD	Not Met	N/A
2010	Excellent	Excellent	Gold	N/A	Not Met	N/A
2009	Excellent	Excellent	Gold	N/A	Met	N/A

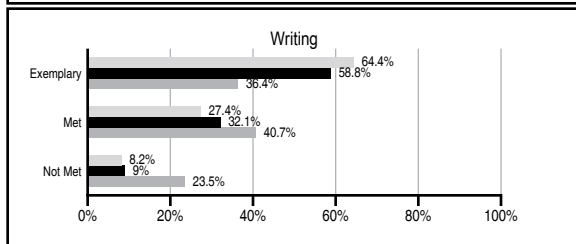
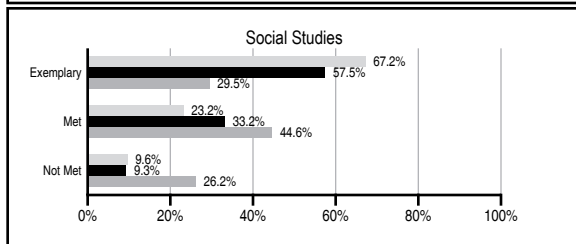
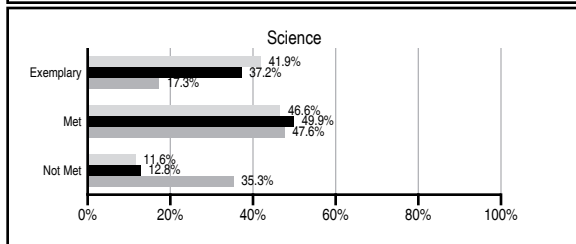
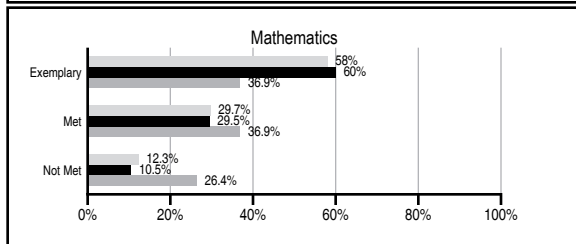
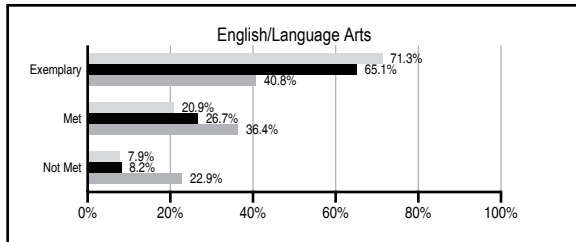
ABSOLUTE RATINGS OF ELEMENTARY SCHOOLS WITH STUDENTS LIKE OURS*

EXCELLENT	GOOD	AVERAGE	BELOW AVERAGE	AT-RISK
16	1	0	0	0

* Ratings are calculated with data available by 11/09/2011. Schools with Students Like Ours are Elementary Schools with Poverty Indices of no more than 5% above or below the index for this school.

PASS PERFORMANCE

Our School
 Elementary Schools with Students Like Ours
 Elementary schools statewide



NAEP PERFORMANCE*

* Performance reported for SC and nation, data not available at school level. Percentages at NAEP Achievement Levels.



SC PERFORMANCE VISION

By 2020 all students will graduate with the knowledge and skills necessary to compete successfully in the global economy, participate in a democratic society and contribute positively as members of families and communities.

Abbreviations Key

N/A Not Applicable N/AV Not Available N/C Not Collected N/R Not Reported I/S Insufficient Sample TBD To be determined

NI Newly Identified CSI Continuing School Improvement CA Corrective Action RP Plan to Restructure R Restructure DELAY School Improvement Status HOLD School Improvement Status

DANIEL ISLAND SCHOOL [Berkeley]

SCHOOL PROFILE

	Our School	Change from Last Year	Elementary Schools with Students Like Ours	Median Elementary School
Students (n=1,162)				
Retention rate	0.9%	Up from 0.3%	0.5%	1.1%
Attendance rate	96.6%	Up from 96.3%	96.7%	96.2%
Served by gifted and talented program	42.5%	Up from 36.0%	32.8%	13.4%
With disabilities other than speech	2.3%	Down from 6.7%	2.8%	4.1%
Older than usual for grade	0.5%	No Change	0.1%	0.3%
Out-of-school suspensions or expulsions for violent and/or criminal offenses	0.0%	No Change	0.0%	0.0%
Teachers (n=73)				
Teachers with advanced degrees	60.3%	Down from 70.0%	66.0%	62.5%
Continuing contract teachers	50.7%	Down from 52.9%	88.5%	88.2%
Teachers returning from previous year	74.3%	Down from 78.0%	88.0%	87.8%
Teacher attendance rate	94.0%	Up from 92.6%	95.3%	95.2%
Average teacher salary*	\$41,507	Down 3.3%	\$49,087	\$46,773
Classes not taught by highly qualified teachers	0.8%	Down from 1.1%	0.0%	0.0%
Professional development days/teacher	5.9 days	Down from 7.8 days	10.4 days	10.5 days
School				
Principal's years at school	2.0	Up from 1.0	4.0	4.0
Student-teacher ratio in core subjects	21.9 to 1	Up from 21.6 to 1	21.7 to 1	19.9 to 1
Prime instructional time	90.2%	Up from 88.5%	91.2%	90.4%
Opportunities in the arts	Good	No Change	Good	Good
SACS accreditation	Yes	No Change	Yes	Yes
Parents attending conferences	100.0%	No Change	99.6%	100.0%
Character development program	Good	No Change	Good	Excellent
Dollars spent per pupil**	\$5,807	Down 7.1%	\$6,592	\$7,447
Percent of expenditures for instruction**	65.4%	Up from 59.6%	70.7%	68.4%
Percent of expenditures for teacher salaries**	61.1%	Up from 56.8%	69.9%	65.8%
% of AYP objectives met	71.4%	Down from 95.2%	95.2%	90.5%

* Length of contract = 185+ days.

** Prior year audited financial data available.

EVALUATION RESULTS

	Teachers	Students*	Parents*
Number of surveys returned	N/A	N/A	N/A
Percent satisfied with learning environment	N/A	N/A	N/A
Percent satisfied with social and physical environment	N/A	N/A	N/A
Percent satisfied with school-home relations	N/A	N/A	N/A

*Only students at the highest elementary school grade level at this school and their parents were included.

REPORT OF PRINCIPAL AND SCHOOL IMPROVEMENT COUNCIL

The 2010-2011 school year at Daniel Island School proved to be another successful year of learning. Our fifth year in existence led to more changes and exciting news for the Daniel Island community. Our enrollment remained near the 1,200 mark. Daniel Island School was recognized for earning the state's Palmetto Gold Award for excellence in achievement for the second year in a row. Once again, the elementary group from our school earned an Absolute Rating of Excellent, and a Growth Rating of Excellent. Likewise, our middle school group earned an Absolute Rating of Excellent and a Growth Rating of Excellent.

Many students were afforded opportunities to celebrate success this year. Daniel Island School had several students participate in District and Region Band with two students receiving call-backs for State Band auditions. We celebrated with an increase in the number of Junior Scholars and Duke Tip Scholars identified. For the first time, Daniel Island School initiated a Glee Club, giving students a chance to further showcase their talents.

In the 2010-11 school year, we continued to enhance our academic performance and create a safer environment in our school. Primary teachers continued the use of The 95% Group materials funded by our strong and supportive PTA. In addition, groups joined together to fund the full implementation of The Write Source in an effort to improve writing and grammar skills from Kindergarten through 8th grade. With over 1,000 volunteer hours donated to the school, our students experienced another year of great success. Our Guidance team celebrated national recognition as they were one of only a few schools in our state to receive the RAMP award. As well, our Guidance Director was a finalist for the SC Heart Award for the second year in a row.

We are excited about all of our accomplishments and look forward to what the future holds for Daniel Island School.

We encourage you to come by and get involved in this exciting place of learning.

Mr. Robert Candillo, Principal
Mrs. Kecia Greenho, School Improvement Council Chairperson

Comprehensive detail, including definitions of ratings, performance criteria, and explanations of status, is available on www.ed.sc.gov and www.eoc.sc.gov as well as school and school district websites.

Printed versions are available from school districts upon request.

Abbreviations Key

N/A Not Applicable N/AV Not Available N/C Not Collected N/R Not Reported I/S Insufficient Sample TBD To be determined
NI Newly Identified CSI Continuing School Improvement CA Corrective Action RP Plan to Restructure R Restructure DELAY School Improvement Status HOLD School Improvement Status