



SC Annual School Report Card Summary

SEDFIELD INTERMEDIATE
Berkeley
Grades: 3-5 Enrollment: 665
Principal: Clarence L. Hawkins, Sr.
Superintendent: Rodney Thompson
Board Chair: Kathy Schwalbe

PERFORMANCE

Comprehensive detail, including definitions of ratings, performance criteria, and explanations of status, is available on www.ed.sc.gov and www.eoc.sc.gov as well as school and school district websites. Printed versions are available from school districts upon request.

YEAR	ABSOLUTE RATING	GROWTH RATING	PALMETTO GOLD AND SILVER AWARD		AYP STATUS	NCLB IMPROVEMENT STATUS
			General Performance	Closing the Gap		
2011	Average	Average	TBD	TBD	Not Met	N/A
2010	Average	Good	Silver	N/A	Met	N/A
2009	Average	Average	N/A	N/A	Met	CA-DELAY

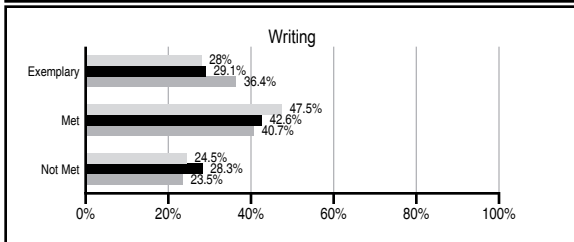
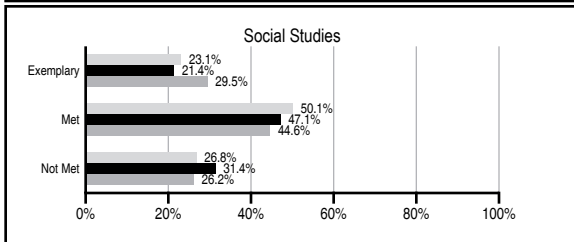
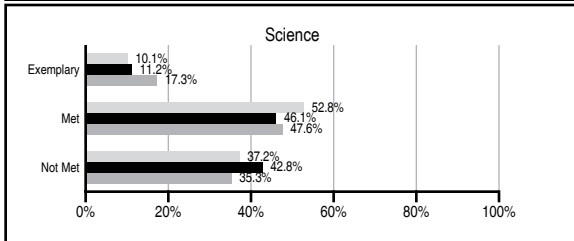
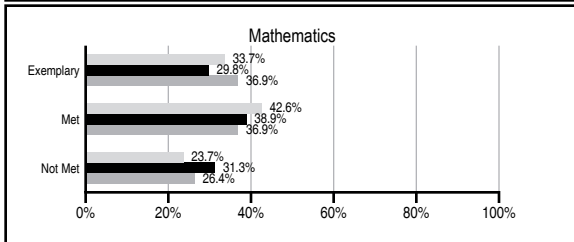
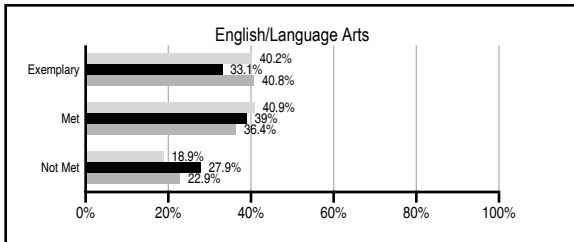
ABSOLUTE RATINGS OF ELEMENTARY SCHOOLS WITH STUDENTS LIKE OURS*

EXCELLENT	GOOD	AVERAGE	BELOW AVERAGE	AT-RISK
6	12	97	14	3

* Ratings are calculated with data available by 11/09/2011. Schools with Students Like Ours are Elementary Schools with Poverty Indices of no more than 5% above or below the index for this school.

PASS PERFORMANCE

Our School
 Elementary Schools with Students Like Ours
 Elementary schools statewide



NAEP PERFORMANCE*

* Performance reported for SC and nation, data not available at school level. Percentages at NAEP Achievement Levels.



SC PERFORMANCE VISION

By 2020 all students will graduate with the knowledge and skills necessary to compete successfully in the global economy, participate in a democratic society and contribute positively as members of families and communities.

Abbreviations Key

N/A Not Applicable N/AV Not Available N/C Not Collected N/R Not Reported I/S Insufficient Sample TBD To be determined

NI Newly Identified CSI Continuing School Improvement CA Corrective Action RP Plan to Restructure R Restructure DELAY School Improvement Status HOLD School Improvement Status

SEDFIELD INTERMEDIATE [Berkeley]

SCHOOL PROFILE

	Our School	Change from Last Year	Elementary Schools with Students Like Ours	Median Elementary School
Students (n=665)				
Retention rate	0.1%	Down from 0.5%	1.5%	1.1%
Attendance rate	96.6%	Down from 96.7%	95.9%	96.2%
Served by gifted and talented program	9.5%	Up from 5.3%	9.2%	13.4%
With disabilities other than speech	5.3%	Down from 11.3%	4.5%	4.1%
Older than usual for grade	0.3%	Down from 0.5%	0.4%	0.3%
Out-of-school suspensions or expulsions for violent and/or criminal offenses	0.2%	Up from 0.0%	0.0%	0.0%
Teachers (n=41)				
Teachers with advanced degrees	56.1%	Down from 60.5%	60.0%	62.5%
Continuing contract teachers	80.5%	Down from 84.2%	87.5%	88.2%
Teachers returning from previous year	89.3%	Up from 86.7%	86.9%	87.8%
Teacher attendance rate	96.3%	Up from 94.9%	95.1%	95.2%
Average teacher salary*	\$45,543	Down 0.6%	\$46,064	\$46,773
Classes not taught by highly qualified teachers	3.3%	Up from 0.0%	0.0%	0.0%
Professional development days/teacher	9.7 days	Down from 17.8 days	10.8 days	10.5 days
School				
Principal's years at school	1.0	Down from 8.0	4.0	4.0
Student-teacher ratio in core subjects	23.3 to 1	Up from 23.1 to 1	19.5 to 1	19.9 to 1
Prime instructional time	92.7%	Up from 91.5%	89.9%	90.4%
Opportunities in the arts	Good	No Change	Good	Good
SACS accreditation	Yes	No Change	Yes	Yes
Parents attending conferences	100.0%	Up from 99.2%	100.0%	100.0%
Character development program	Good	Down from Excellent	Excellent	Excellent
Dollars spent per pupil**	\$6,987	Up 11.2%	\$7,489	\$7,447
Percent of expenditures for instruction**	60.7%	Up from 59.5%	67.3%	68.4%
Percent of expenditures for teacher salaries**	53.6%	Down from 53.8%	64.2%	65.8%
% of AYP objectives met	89.7%	Down from 100.0%	86.0%	90.5%

* Length of contract = 185+ days.

** Prior year audited financial data available.

EVALUATION RESULTS

	Teachers	Students*	Parents*
Number of surveys returned	20	195	167
Percent satisfied with learning environment	95.0%	96.4%	83.0%
Percent satisfied with social and physical environment	100.0%	92.8%	82.2%
Percent satisfied with school-home relations	80.0%	95.3%	79.1%

*Only students at the highest elementary school grade level at this school and their parents were included.

REPORT OF PRINCIPAL AND SCHOOL IMPROVEMENT COUNCIL

Sedgefield Intermediate School provides a culturally sensitive and diverse learning environment for approximately 665 third, fourth and fifth grade students in Goose Creek, SC. Sedgefield Intermediate fosters a safe, orderly and healthy school where every student is challenged and empowered to be successful in our highly competitive world. Teachers and staff are committed to providing our students the pathways to excellence through authentic learning experiences that embrace the use of technology, engage in collaborative experiences, and challenge them to sharpen and develop problem solving skills. Sedgefield Intermediate's teachers plan collaboratively, sharing professional experiences and knowledge to ensure that learning is our focus. During this school year students demonstrated their content mastery of the South Carolina Curriculum and Standards through improved scores on PASS and MAP.

In our effort to embrace the Sedgefield community we continued to collaborate with Goose Creek High School implementing the Teen Trendsetters Reading Mentoring program providing students weekly reading mentors. In addition, we established and facilitated a Community Resource Center that provides student enrichment, library usage and fundamental computer use skills to the community during extended school hours and on identified Saturdays. The PTO assisted in furthering our efforts of community engagement by strengthening and fostering new business partner relationships.

We remain excited about the use of technology as an embedded resource in instruction to enhance authentic learning experiences. In addition to the use of SMART interactive white boards, document cameras, and student computer work stations in each classroom, students also participated on the school's robotic team and participated in regional robotic competitions. We were also proud to host a STEM Camp that provided students the opportunity to explore "Wonders of the Lowcountry" through robotics, computer animations, electronic snap transistors, camera microscopes and a host of other science, technology, engineering, and math experiences.

Schoolwide, we continued a Positive Behavior Intervention System, which interconnected with our character education program. Our character trait of the month fostered citizenship and service learning. Each class recognized a Student of the Month who best exemplified the monthly character trait. We continue to be excited about the many opportunities that we provide students and embrace our parents and the community to focus on our centerpoint, developing a lifelong love for learning.

Clarence L. Hawkins, Sr., Principal
Shiquirlin Wilson, SIC Chairperson

Comprehensive detail, including definitions of ratings, performance criteria, and explanations of status, is available on www.ed.sc.gov and www.eoc.sc.gov as well as school and school district websites.

Printed versions are available from school districts upon request.

Abbreviations Key

N/A Not Applicable N/AV Not Available N/C Not Collected N/R Not Reported I/S Insufficient Sample TBD To be determined

NI Newly Identified CSI Continuing School Improvement CA Corrective Action RP Plan to Restructure R Restructure DELAY School Improvement Status HOLD School Improvement Status