



SC Annual School Report Card Summary

DEVON FOREST ELEMENTARY
Berkeley
Grades: PK-5 Enrollment: 870
Principal: Cristen Mitchum
Superintendent: Rodney Thompson
Board Chair: Kathy Schwalbe

PERFORMANCE

Comprehensive detail, including definitions of ratings, performance criteria, and explanations of status, is available on www.ed.sc.gov and www.eoc.sc.gov as well as school and school district websites. Printed versions are available from school districts upon request.

YEAR	ABSOLUTE RATING	GROWTH RATING	PALMETTO GOLD AND SILVER AWARD		AYP STATUS	NCLB IMPROVEMENT STATUS
			General Performance	Closing the Gap		
2011	Average	Average	TBD	TBD	Not Met	R
2010	Good	Excellent	Gold	Silver	Met	R-DELAY
2009	Average	Average	N/A	N/A	Not Met	R

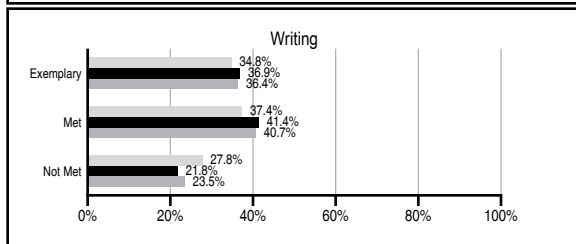
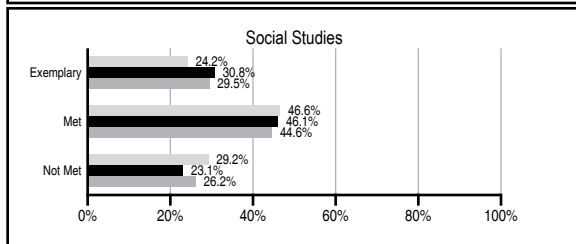
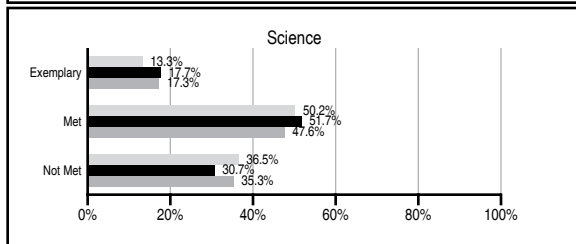
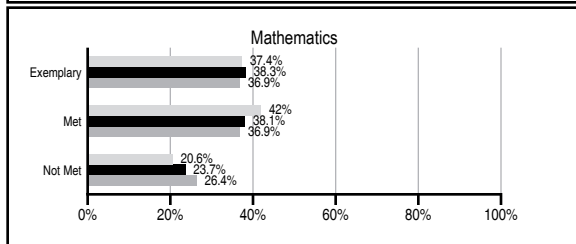
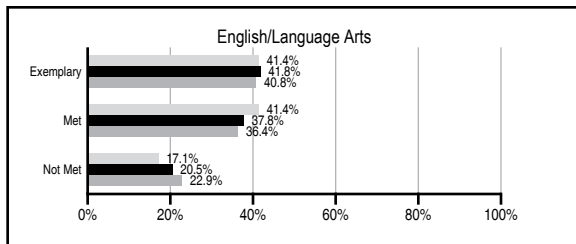
ABSOLUTE RATINGS OF ELEMENTARY SCHOOLS WITH STUDENTS LIKE OURS*

EXCELLENT	GOOD	AVERAGE	BELOW AVERAGE	AT-RISK
22	35	56	1	0

* Ratings are calculated with data available by 11/09/2011. Schools with Students Like Ours are Elementary Schools with Poverty Indices of no more than 5% above or below the index for this school.

PASS PERFORMANCE

Our School
 Elementary Schools with Students Like Ours
 Elementary schools statewide



NAEP PERFORMANCE*

* Performance reported for SC and nation, data not available at school level. Percentages at NAEP Achievement Levels.



SC PERFORMANCE VISION

By 2020 all students will graduate with the knowledge and skills necessary to compete successfully in the global economy, participate in a democratic society and contribute positively as members of families and communities.

Abbreviations Key

N/A Not Applicable N/AV Not Available N/C Not Collected N/R Not Reported I/S Insufficient Sample TBD To be determined
 NI Newly Identified CSI Continuing School Improvement CA Corrective Action RP Plan to Restructure R Restructure DELAY School Improvement Status HOLD School Improvement Status

DEVON FOREST ELEMENTARY [Berkeley]

SCHOOL PROFILE

	Our School	Change from Last Year	Elementary Schools with Students Like Ours	Median Elementary School
Students (n=870)				
Retention rate	2.4%	Up from 2.1%	1.2%	1.1%
Attendance rate	96.1%	Up from 96.0%	96.1%	96.2%
Served by gifted and talented program	16.0%	Up from 14.9%	14.3%	13.4%
With disabilities other than speech	2.7%	Down from 8.3%	5.0%	4.1%
Older than usual for grade	0.2%	Down from 0.5%	0.3%	0.3%
Out-of-school suspensions or expulsions for violent and/or criminal offenses	0.0%	No Change	0.0%	0.0%
Teachers (n=54)				
Teachers with advanced degrees	59.3%	Down from 62.7%	60.8%	62.5%
Continuing contract teachers	79.6%	Up from 78.4%	90.0%	88.2%
Teachers returning from previous year	80.0%	Up from 78.3%	88.4%	87.8%
Teacher attendance rate	94.5%	Down from 94.6%	95.2%	95.2%
Average teacher salary*	\$45,092	Down 6.0%	\$46,512	\$46,773
Classes not taught by highly qualified teachers	2.2%	Up from 0.0%	0.0%	0.0%
Professional development days/teacher	5.2 days	Down from 7.6 days	10.7 days	10.5 days
School				
Principal's years at school	8.0	Up from 7.0	4.5	4.0
Student-teacher ratio in core subjects	21.1 to 1	Up from 21.0 to 1	20.1 to 1	19.9 to 1
Prime instructional time	90.4%	Down from 90.5%	90.3%	90.4%
Opportunities in the arts	Good	No Change	Good	Good
SACS accreditation	Yes	No Change	Yes	Yes
Parents attending conferences	100.0%	No Change	100.0%	100.0%
Character development program	Good	Up from Average	Excellent	Excellent
Dollars spent per pupil**	\$7,764	Up 21.6%	\$7,094	\$7,447
Percent of expenditures for instruction**	61.9%	Up from 61.7%	68.4%	68.4%
Percent of expenditures for teacher salaries**	58.6%	Up from 58.1%	65.6%	65.8%
% of AYP objectives met	91.3%	Down from 100.0%	93.5%	90.5%

* Length of contract = 185+ days.

** Prior year audited financial data available.

EVALUATION RESULTS

	Teachers	Students*	Parents*
Number of surveys returned	30	112	73
Percent satisfied with learning environment	100.0%	88.4%	89.9%
Percent satisfied with social and physical environment	100.0%	87.4%	93.1%
Percent satisfied with school-home relations	90.0%	91.1%	84.7%

*Only students at the highest elementary school grade level at this school and their parents were included.

Comprehensive detail, including definitions of ratings, performance criteria, and explanations of status, is available on www.ed.sc.gov and www.eoc.sc.gov as well as school and school district websites.

Printed versions are available from school districts upon request.

REPORT OF PRINCIPAL AND SCHOOL IMPROVEMENT COUNCIL

Devon Forest Elementary, located in Goose Creek, serves a diverse population of over 875 students in Child Development through fifth grade. The 2010-2011 school year brought positive growth and accomplishments to our school. We are very proud of our accomplishments at DFE over the past year! We were awarded Palmetto Gold for our student performance growth, Palmetto Silver for closing the achievement gap, Red Carpet Award which acknowledges our family-friendly environment and exemplary customer service, and the PBIS Exemplar Award. Our biggest accomplishment was meeting Adequate Yearly Progress (AYP).

Site licenses were purchased for reading comprehension and early reading skill building. The district continued to invest in an ASSIST (Accelerating Student Success through In-School Tutorials) computer lab this year to focus on fifth grade students identified by teachers and administration. It helped students move through academic programs at an individual pace with increased emphasis placed on problem solving and critical thinking. The district provided two at-risk interventionists to work with students in grades 3-5. This small group, inclusion model was a wonderful support to students requiring additional academic assistance. Our school paid for four part-time reading interventionists for grades kindergarten through third.

Devon Forest entered the fourth year of our positive approach to school discipline as part of the Positive Behavior Intervention and Support (PBIS) program. We established clear expectations for every part of our school with the expectations being taught and reinforced throughout the school year. The students were rewarded for demonstrating positive behavior. With PBIS came our Response to Intervention Team. This was a team of DFE educators, hand selected for their specialization in different areas of our school, meeting weekly with teachers to find ways to help students academically and behaviorally.

Our parent volunteer program was expanded by our PTO. Areas of our school supported by PTO included Red Ribbon Week, PBIS student reward program supplies, school supplies, field trips, paper and printer ink. Home/school communication was continued through school agendas in grades 1-5, a new digital marquee, monthly school calendar of events, and the ALERTNOW district wide calling system. Parenting events included Preschool Fair, Marvelous Math, PASS and Pizza, Falling into Books, Looking Into the Future, and Rockin Readers.

Many classes were involved with Kids Who Care projects and Wee Deliver Postal Service. Students participated in the Greater Goose Creek Spelling Bee (Grades 2-5), Chorus, Primary Pals, Kindergarten Crew, Safety Patrol, South Eastern Wildlife Expo Art Show, STEP Art and our DFE March Arts Month. Our students, parents and staff participated in St. Jukes Children's Hospital Math-a-thon and Jump Rope for Heart.

Cristen C. Mitchum, Principal
Teresa Crumley, SIC Chairperson

Abbreviations Key

N/A Not Applicable N/AV Not Available N/C Not Collected N/R Not Reported I/S Insufficient Sample TBD To be determined

NI Newly Identified CSI Continuing School Improvement CA Corrective Action RP Plan to Restructure R Restructure DELAY School Improvement Status HOLD School Improvement Status