

# SC Annual School Report Card Summary

**SANGAREE INTERMEDIATE**  
**Berkeley**  
**Grades: 3-5** Enrollment: 746  
**Principal: Angel Siegling**  
**Superintendent: Rodney Thompson**  
**Board Chair: Kathy Schwalbe**

## PERFORMANCE

Comprehensive detail, including definitions of ratings, performance criteria, and explanations of status, is available on [www.ed.sc.gov](http://www.ed.sc.gov) and [www.eoc.sc.gov](http://www.eoc.sc.gov) as well as school and school district websites. Printed versions are available from school districts upon request.

YEAR	ABSOLUTE RATING	GROWTH RATING	PALMETTO GOLD AND SILVER AWARD		AYP STATUS	NCLB IMPROVEMENT STATUS
			General Performance	Closing the Gap		
2011	Excellent	Good	TBD	TBD	Not Met	N/A
2010	Good	Good	Silver	Gold	Met	N/A
2009	Average	Average	N/A	Gold	Not Met	N/A

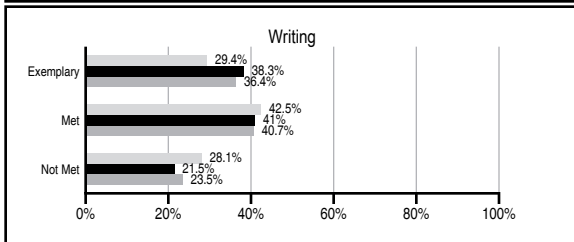
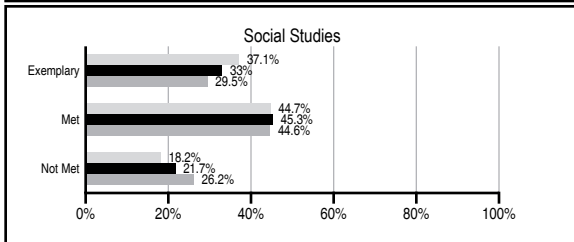
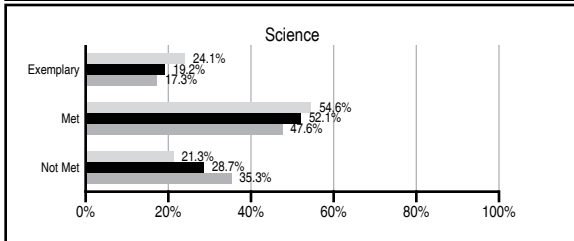
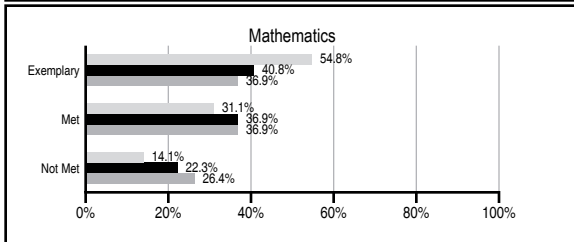
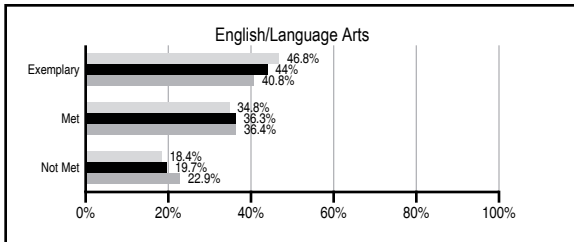
## ABSOLUTE RATINGS OF ELEMENTARY SCHOOLS WITH STUDENTS LIKE OURS\*

EXCELLENT	GOOD	AVERAGE	BELOW AVERAGE	AT-RISK
26	43	40	0	0

\* Ratings are calculated with data available by 11/09/2011. Schools with Students Like Ours are Elementary Schools with Poverty Indices of no more than 5% above or below the index for this school.


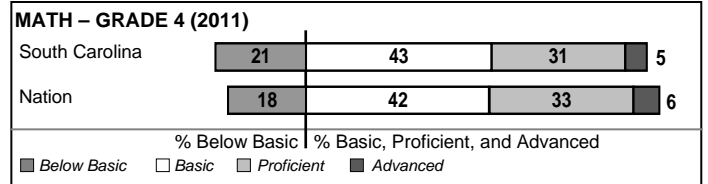
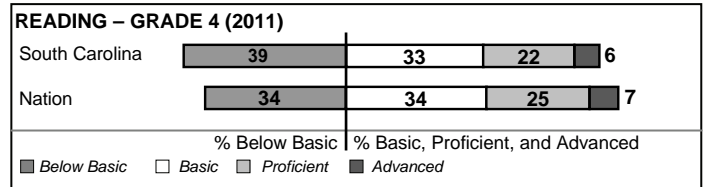
## PASS PERFORMANCE

Our School
  Elementary Schools with Students Like Ours
  Elementary schools statewide



## NAEP PERFORMANCE\*

\* Performance reported for SC and nation, data not available at school level. Percentages at NAEP Achievement Levels.



## SC PERFORMANCE VISION

*By 2020 all students will graduate with the knowledge and skills necessary to compete successfully in the global economy, participate in a democratic society and contribute positively as members of families and communities.*

### Abbreviations Key

N/A Not Applicable N/AV Not Available N/C Not Collected N/R Not Reported I/S Insufficient Sample TBD To be determined

NI Newly Identified CSI Continuing School Improvement CA Corrective Action RP Plan to Restructure R Restructure DELAY School Improvement Status HOLD School Improvement Status

# SANGAREE INTERMEDIATE [Berkeley]

## SCHOOL PROFILE

	Our School	Change from Last Year	Elementary Schools with Students Like Ours	Median Elementary School
<b>Students (n=746)</b>				
Retention rate	0.7%	Up from 0.6%	1.1%	1.1%
Attendance rate	96.4%	Up from 95.9%	96.1%	96.2%
Served by gifted and talented program	12.7%	Up from 9.3%	15.4%	13.4%
With disabilities other than speech	4.3%	Down from 9.6%	4.5%	4.1%
Older than usual for grade	0.4%	Down from 0.7%	0.2%	0.3%
Out-of-school suspensions or expulsions for violent and/or criminal offenses	0.0%	Down from 0.1%	0.0%	0.0%
<b>Teachers (n=40)</b>				
Teachers with advanced degrees	62.5%	Up from 61.1%	60.9%	62.5%
Continuing contract teachers	67.5%	Up from 58.3%	90.2%	88.2%
Teachers returning from previous year	82.1%	Up from 78.2%	88.5%	87.8%
Teacher attendance rate	94.2%	Up from 94.1%	95.2%	95.2%
Average teacher salary*	\$43,298	Down 3.4%	\$46,280	\$46,773
Classes not taught by highly qualified teachers	0.0%	No Change	0.0%	0.0%
Professional development days/teacher	12.5 days	Down from 14.0 days	10.4 days	10.5 days
<b>School</b>				
Principal's years at school	6.0	Up from 5.0	5.0	4.0
Student-teacher ratio in core subjects	24.3 to 1	Up from 23.8 to 1	20.5 to 1	19.9 to 1
Prime instructional time	89.9%	Up from 89.2%	90.4%	90.4%
Opportunities in the arts	Good	No Change	Good	Good
SACS accreditation	Yes	No Change	Yes	Yes
Parents attending conferences	100.0%	Up from 98.5%	100.0%	100.0%
Character development program	Excellent	No Change	Excellent	Excellent
Dollars spent per pupil**	\$5,113	Down 7.1%	\$6,864	\$7,447
Percent of expenditures for instruction**	67.2%	Up from 65.8%	68.6%	68.4%
Percent of expenditures for teacher salaries**	61.9%	Up from 60.3%	65.9%	65.8%
% of AYP objectives met	93.1%	Down from 100.0%	94.1%	90.5%

\* Length of contract = 185+ days.

\*\* Prior year audited financial data available.

## EVALUATION RESULTS

	Teachers	Students*	Parents*
Number of surveys returned	39	214	138
Percent satisfied with learning environment	94.7%	81.3%	88.1%
Percent satisfied with social and physical environment	97.4%	85.5%	92.6%
Percent satisfied with school-home relations	82.1%	84.0%	87.5%

\*Only students at the highest elementary school grade level at this school and their parents were included.

## REPORT OF PRINCIPAL AND SCHOOL IMPROVEMENT COUNCIL

We are excited to be a part of the Sangaree Intermediate School Family! We are blessed to have such a talented staff, hardworking students, and supportive parent population. Our teachers continue to combine traditional educational approaches with current research and innovative programs to provide a well-rounded education for our children.

As we reflect on the 2010-11 school year, we are proud of the things we have accomplished. We were very proud to be the awarded the Palmetto Silver Award by the South Carolina Department of Education for outstanding student achievement on the PASS Test. We were also presented the Palmetto Gold Award for closing the achievement gap for underperforming students. We celebrated being recognized as a two time Red Carpet School by providing a "customer service" atmosphere to our students and parents!

The 3 R Character Education Program highlighted students being respectful, responsible and ready to learn. Students earned tags and t-shirts each month at the administrative luncheon to proudly wear around school. We continued to provide a strong emphasis in the arts as a result of the funding through the Distinguished Arts Program Grant. These additional funds provided us week long residencies with artists such as Storyteller Tim Lowry, Atlantic Coast Theatre and Andrew Worthem. The DAP Grant also provided our fourth grade students an opportunity to visit the Gibbs Art Museum in downtown Charleston. Other highlights this year included: Honor Roll and Great Patriot Luncheons, Talent Shows, Media Center Events, Postcards to Soldiers, PTA Dances, Career Day, Chorus Concerts, Red Ribbon Week, Family Field Night by Journey Church, Living Literature Day, School Store, SRI Mentoring Program, Spelling Bee, library visits by Calhoun, and The Principal's Multiplication Bee. We participated in many community outreach programs such as the Jump Rope for Heart, American Heart Association Blood Drive and Kids Who Care. We were also very proud to foster student leadership through Patriot Pals and National Elementary Honor Society. We would like to thank our PTA, School Improvement Council and parent community for your support this year! We continue to work toward continuous improvement in all that we do!

Sangaree Intermediate School continues to be an exciting place to learn as we build a legacy of success!

Kellyanne Burbage  
School Improvement Council Chairperson  
Angel Siegling, Principal

Comprehensive detail, including definitions of ratings, performance criteria, and explanations of status, is available on [www.ed.sc.gov](http://www.ed.sc.gov) and [www.eoc.sc.gov](http://www.eoc.sc.gov) as well as school and school district websites.

Printed versions are available from school districts upon request.

### Abbreviations Key

N/A Not Applicable N/AV Not Available N/C Not Collected N/R Not Reported I/S Insufficient Sample TBD To be determined

NI Newly Identified CSI Continuing School Improvement CA Corrective Action RP Plan to Restructure R Restructure DELAY School Improvement Status HOLD School Improvement Status