



SC Annual School Report Card Summary

HOWE HALL AIMS ELEMENTARY
Berkeley
Grades: K-5 Enrollment: 421
Principal: Marty French
Superintendent: Rodney Thompson
Board Chair: Kathy Schwalbe

PERFORMANCE

Comprehensive detail, including definitions of ratings, performance criteria, and explanations of status, is available on www.ed.sc.gov and www.eoc.sc.gov as well as school and school district websites. Printed versions are available from school districts upon request.

YEAR	ABSOLUTE RATING	GROWTH RATING	PALMETTO GOLD AND SILVER AWARD		AYP STATUS	NCLB IMPROVEMENT STATUS
			General Performance	Closing the Gap		
2011	Excellent	Excellent	TBD	TBD	Met	N/A
2010	Excellent	Excellent	Gold	Gold	Met	N/A
2009	Excellent	Excellent	Gold	Gold	Met	N/A

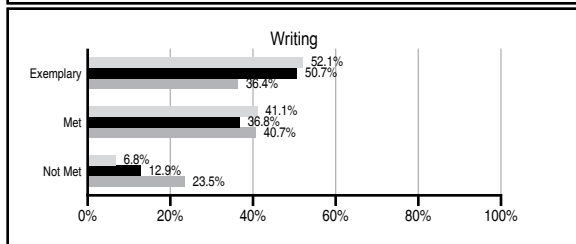
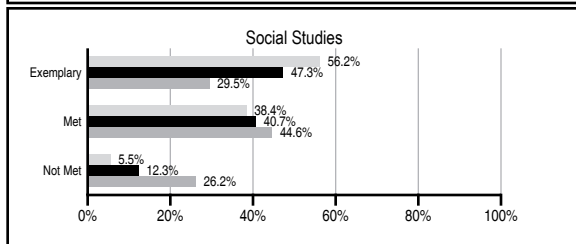
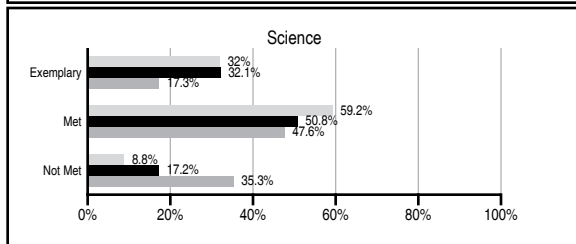
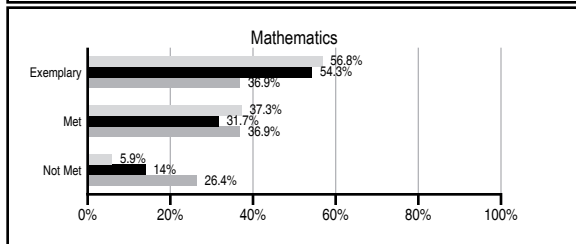
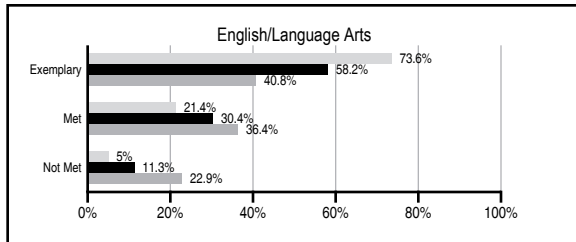
ABSOLUTE RATINGS OF ELEMENTARY SCHOOLS WITH STUDENTS LIKE OURS*

EXCELLENT	GOOD	AVERAGE	BELOW AVERAGE	AT-RISK
31	1	0	1	0

* Ratings are calculated with data available by 11/09/2011. Schools with Students Like Ours are Elementary Schools with Poverty Indices of no more than 5% above or below the index for this school.

PASS PERFORMANCE

Our School
 Elementary Schools with Students Like Ours
 Elementary schools statewide



NAEP PERFORMANCE*

* Performance reported for SC and nation, data not available at school level. Percentages at NAEP Achievement Levels.



SC PERFORMANCE VISION

By 2020 all students will graduate with the knowledge and skills necessary to compete successfully in the global economy, participate in a democratic society and contribute positively as members of families and communities.

Abbreviations Key

N/A Not Applicable N/AV Not Available N/C Not Collected N/R Not Reported I/S Insufficient Sample TBD To be determined

NI Newly Identified CSI Continuing School Improvement CA Corrective Action RP Plan to Restructure R Restructure DELAY School Improvement Status HOLD School Improvement Status

HOWE HALL AIMS ELEMENTARY [Berkeley]

SCHOOL PROFILE

	Our School	Change from Last Year	Elementary Schools with Students Like Ours	Median Elementary School
Students (n=421)				
Retention rate	0.0%	Down from 0.7%	0.7%	1.1%
Attendance rate	97.3%	Up from 97.2%	96.5%	96.2%
Served by gifted and talented program	30.3%	Up from 27.1%	24.4%	13.4%
With disabilities other than speech	1.3%	Down from 4.6%	2.7%	4.1%
Older than usual for grade	0.2%	Down from 0.5%	0.2%	0.3%
Out-of-school suspensions or expulsions for violent and/or criminal offenses	0.0%	No Change	0.0%	0.0%
Teachers (n=25)				
Teachers with advanced degrees	76.0%	Up from 72.0%	67.5%	62.5%
Continuing contract teachers	92.0%	Up from 84.0%	90.5%	88.2%
Teachers returning from previous year	91.0%	Up from 88.5%	89.4%	87.8%
Teacher attendance rate	95.6%	Down from 95.7%	95.6%	95.2%
Average teacher salary*	\$47,200	Down 2.9%	\$48,086	\$46,773
Classes not taught by highly qualified teachers	0.0%	No Change	0.0%	0.0%
Professional development days/teacher	8.3 days	Up from 8.0 days	9.4 days	10.5 days
School				
Principal's years at school	3.0	Up from 2.0	4.0	4.0
Student-teacher ratio in core subjects	22.8 to 1	Down from 23.3 to 1	21.3 to 1	19.9 to 1
Prime instructional time	91.8%	No Change	91.8%	90.4%
Opportunities in the arts	Excellent	No Change	Good	Good
SACS accreditation	Yes	No Change	Yes	Yes
Parents attending conferences	98.3%	Down from 100.0%	100.0%	100.0%
Character development program	Excellent	No Change	Excellent	Excellent
Dollars spent per pupil**	\$7,463	Up 2.9%	\$7,118	\$7,447
Percent of expenditures for instruction**	54.4%	Down from 56.9%	69.7%	68.4%
Percent of expenditures for teacher salaries**	51.8%	Down from 53.4%	68.2%	65.8%
% of AYP objectives met	100.0%	No Change	100.0%	90.5%

* Length of contract = 185+ days.

** Prior year audited financial data available.

EVALUATION RESULTS

	Teachers	Students*	Parents*
Number of surveys returned	N/A	N/A	N/A
Percent satisfied with learning environment	N/A	N/A	N/A
Percent satisfied with social and physical environment	N/A	N/A	N/A
Percent satisfied with school-home relations	N/A	N/A	N/A

*Only students at the highest elementary school grade level at this school and their parents were included.

REPORT OF PRINCIPAL AND SCHOOL IMPROVEMENT COUNCIL

Howe Hall Arts Infused Magnet School (AIMS) is a nationally recognized elementary school serving the Berkeley County community. Since its opening in 2002, AIMS has consistently offered students unparalleled instruction that addresses multiple intelligences while creating lessons that merge South Carolina arts and academic standards. The strong belief that success is attainable by every student forces innovation and creativity in the introduction and re-enforcement of South Carolina elementary standards. Since the school's inception Adequate Yearly Progress (AYP) has been achieved. Howe Hall AIMS consistently scores higher than district and state averages on the Palmetto Achievement of State Standards (PASS) and South Carolina Arts Assessment Program (SCAAP) tests.

Students at Howe Hall AIMS attend weekly classes for visual arts, music, drama, dance and Spanish. In addition, the fine arts and classroom teachers create and present arts infused lessons in a team teaching approach. These lessons are based on South Carolina State Standards but are taught through the eyes of an artist. Students apply and refine their artistic skills as they work to master academic standards. This unique feature is one of the many aspects that make Howe Hall AIMS such a dynamic institution of learning.

Another unique feature of Howe Hall AIMS is the exploratory classes that students in grades 3-5 attend weekly. These classes chosen by the student provide for greater appreciation and enrichment of interests such as visual arts, media, and music. These classes include: steel drums, strings, chorus, clay, tap, modern dance, puppetry, costume design, digital media and more. The campus curriculum is also supplemented by regular visits from Artists in Residence and performance groups that range from storytellers and folk singers to Chinese acrobats and puppeteers.

One of the most valuable aspects of AIMS is the bond formed between staff and community. The commitment of families and teachers foster an environment with mutual goals for student success. The student scores are among the highest in the state on both the PASS and SCAAP assessments. In 2010 Howe Hall AIMS was selected as a National Blue Ribbon School of Excellence by the United States Department of Education. The campus earned the Palmetto Gold Award in 2009 and has been recognized for Closing Achievement Gaps for the past 6 years. In 2007, Howe Hall AIMS students performed at the Kennedy Center in Washington D.C. after receiving the State and National Kennedy Center Creative Ticket School of Excellence Award.

Michael Hazeres
School Improvement Council Chair

Marty French
Principal

Comprehensive detail, including definitions of ratings, performance criteria, and explanations of status, is available on www.ed.sc.gov and www.eoc.sc.gov as well as school and school district websites.

Printed versions are available from school districts upon request.

Abbreviations Key

N/A Not Applicable N/AV Not Available N/C Not Collected N/R Not Reported I/S Insufficient Sample TBD To be determined

NI Newly Identified CSI Continuing School Improvement CA Corrective Action RP Plan to Restructure R Restructure DELAY School Improvement Status HOLD School Improvement Status