



SC Annual School Report Card Summary

MARRINGTON ELEMENTARY
 Berkeley
 Grades: PK-5 Enrollment: 436
 Principal: Barbara A. Webber
 Superintendent: Rodney Thompson
 Board Chair: Kathy Schwalbe

PERFORMANCE

Comprehensive detail, including definitions of ratings, performance criteria, and explanations of status, is available on www.ed.sc.gov and www.eoc.sc.gov as well as school and school district websites. Printed versions are available from school districts upon request.

YEAR	ABSOLUTE RATING	GROWTH RATING	PALMETTO GOLD AND SILVER AWARD		AYP STATUS	NCLB IMPROVEMENT STATUS
			General Performance	Closing the Gap		
2011	Good	Good	TBD	TBD	Met	N/A
2010	Average	Good	Silver	N/A	Met	N/A
2009	N/A	N/A	N/A	N/A	N/A	N/A

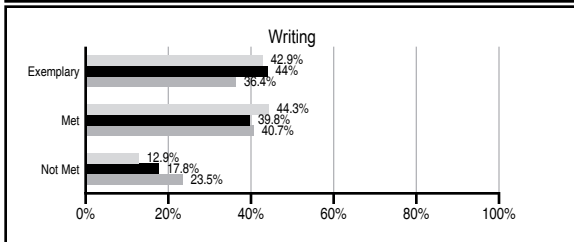
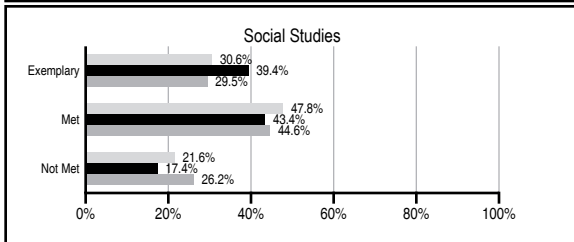
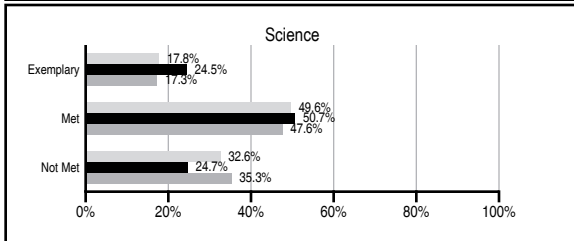
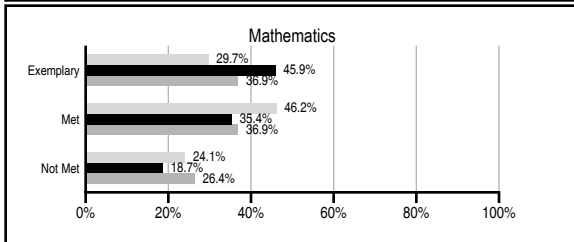
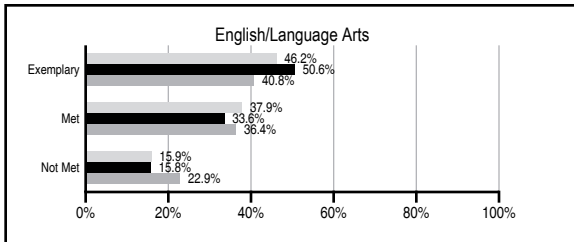
ABSOLUTE RATINGS OF ELEMENTARY SCHOOLS WITH STUDENTS LIKE OURS*

EXCELLENT	GOOD	AVERAGE	BELOW AVERAGE	AT-RISK
32	30	4	2	0

* Ratings are calculated with data available by 11/09/2011. Schools with Students Like Ours are Elementary Schools with Poverty Indices of no more than 5% above or below the index for this school.

PASS PERFORMANCE

Our School
 Elementary Schools with Students Like Ours
 Elementary schools statewide



NAEP PERFORMANCE*

* Performance reported for SC and nation, data not available at school level. Percentages at NAEP Achievement Levels.



SC PERFORMANCE VISION

By 2020 all students will graduate with the knowledge and skills necessary to compete successfully in the global economy, participate in a democratic society and contribute positively as members of families and communities.

Abbreviations Key

N/A Not Applicable N/AV Not Available N/C Not Collected N/R Not Reported I/S Insufficient Sample TBD To be determined

NI Newly Identified CSI Continuing School Improvement CA Corrective Action RP Plan to Restructure R Restructure DELAY School Improvement Status HOLD School Improvement Status

MARRINGTON ELEMENTARY [Berkeley]

SCHOOL PROFILE

	Our School	Change from Last Year	Elementary Schools with Students Like Ours	Median Elementary School
Students (n=436)				
Retention rate	1.9%	Up from 0.0%	0.8%	1.1%
Attendance rate	97.1%	Up from 96.3%	96.5%	96.2%
Served by gifted and talented program	13.8%	Up from 11.9%	20.2%	13.4%
With disabilities other than speech	1.8%	Down from 5.3%	3.9%	4.1%
Older than usual for grade	0.2%	Down from 1.1%	0.2%	0.3%
Out-of-school suspensions or expulsions for violent and/or criminal offenses	0.2%	Up from 0.0%	0.0%	0.0%
Teachers (n=26)				
Teachers with advanced degrees	61.5%	Up from 55.6%	63.9%	62.5%
Continuing contract teachers	76.9%	Up from 74.1%	90.2%	88.2%
Teachers returning from previous year	N/A	N/A	89.1%	87.8%
Teacher attendance rate	96.0%	Down from 96.8%	95.2%	95.2%
Average teacher salary*	\$50,716	Down 1.9%	\$48,426	\$46,773
Classes not taught by highly qualified teachers	0.0%	No Change	0.0%	0.0%
Professional development days/teacher	10.3 days	Down from 10.5 days	9.4 days	10.5 days
School				
Principal's years at school	1.0	No Change	5.0	4.0
Student-teacher ratio in core subjects	20.1 to 1	Up from 19.6 to 1	20.8 to 1	19.9 to 1
Prime instructional time	93.0%	Up from 92.8%	91.0%	90.4%
Opportunities in the arts	Good	No Change	Good	Good
SACS accreditation	Yes	No Change	Yes	Yes
Parents attending conferences	100.0%	No Change	100.0%	100.0%
Character development program	Excellent	Up from Average	Excellent	Excellent
Dollars spent per pupil**	\$8,718	N/A	\$6,887	\$7,447
Percent of expenditures for instruction**	62.2%	N/A	70.3%	68.4%
Percent of expenditures for teacher salaries**	60.6%	N/A	68.9%	65.8%
% of AYP objectives met	100.0%	No Change	94.1%	90.5%

* Length of contract = 185+ days.

** Prior year audited financial data available.

EVALUATION RESULTS

	Teachers	Students*	Parents*
Number of surveys returned	29	72	51
Percent satisfied with learning environment	100.0%	81.9%	86.3%
Percent satisfied with social and physical environment	100.0%	77.1%	92.2%
Percent satisfied with school-home relations	96.6%	81.9%	90.0%

*Only students at the highest elementary school grade level at this school and their parents were included.

Comprehensive detail, including definitions of ratings, performance criteria, and explanations of status, is available on www.ed.sc.gov and www.eoc.sc.gov as well as school and school district websites.

Printed versions are available from school districts upon request.

REPORT OF PRINCIPAL AND SCHOOL IMPROVEMENT COUNCIL

Marrington Elementary is proud to serve Pre-Kindergarten through fifth grade children on Joint Base Charleston in Goose Creek. As a public school in Berkeley County, Marrington Elementary (MNE) continues to offer students many and varied opportunities to meet our high academic standards, as well as character building and physical activity. Programs offered include: Marrington Singers, "Good Morning, Marrington" news show, parenting workshops, "Virtue of the Month" character education program, Mother/Daughter Book Club, CUBS Code, monthly mini career fairs, business partnerships, Jump Rope for Heart, and various PTO sponsored family activities. Marrington Elementary has an active volunteer program and PTO membership. Our PTO sponsors grade level performances throughout the year. The PTO and School Improvement Council meet monthly to assist and guide efforts to continuously improve our support to our students and our community.

The instructional program at Marrington Elementary is enhanced through SuccessMaker computer tutorials, small group instruction for reading and math, and a mentor program. Marrington has two computer labs, a full time computer lab manager and internet capable computers and interactive touch boards in all core classrooms. Such technology provides worldwide opportunities for classrooms to use current educational resources. Throughout the year, our media specialist provides engaging and motivating promotions to encourage the love of reading within the students. Additionally, MNE participates in the Berkeley County Spelling Bee, All-County Chorus, local visual art exhibitions and STEP Art and Music programs.

Marrington Elementary has been recognized by the SC Education Oversight Committee for outstanding student performance results at the Gold and Silver levels on the state assessment for eight consecutive years.

The staff of MNE fosters positive home-school communication through the use of webpages, AlertNow phone messaging system, Weekly Wednesday folders, student agendas, positive postcards and phone calls, monthly school calendar of events and the Marrington Marquee.

Marrington's highly qualified staff contains two doctorate degrees, fourteen Master's degrees, and six National Board Certified teachers working with our students daily. Marrington's Teacher of the Year for 2010-2011 is a BCSD Teacher of the Year finalist.

The collaborative effort of the administration, faculty, staff, PTO, School Improvement Council, parents and the community assures that we will challenge and empower our students to be successful in a highly competitive world. At the end of the day, MNE is a loving and caring environment for students and their families. It is truly a "Sweet Life at Marrington!"

Barbara Webber, Principal
Melissa Simmons, SIC Chairperson

Abbreviations Key

N/A Not Applicable N/AV Not Available N/C Not Collected N/R Not Reported I/S Insufficient Sample TBD To be determined

NI Newly Identified CSI Continuing School Improvement CA Corrective Action RP Plan to Restructure R Restructure DELAY School Improvement Status HOLD School Improvement Status