



SC Annual School Report Card Summary

ST STEPHEN ELEMENTARY
 Berkeley
 Grades: PK-5 Enrollment: 441
 Principal: Elaine Norton, Ed.D.
 Superintendent: Rodney Thompson
 Board Chair: Kathy Schwalbe

PERFORMANCE

Comprehensive detail, including definitions of ratings, performance criteria, and explanations of status, is available on www.ed.sc.gov and www.eoc.sc.gov as well as school and school district websites. Printed versions are available from school districts upon request.

YEAR	ABSOLUTE RATING	GROWTH RATING	PALMETTO GOLD AND SILVER AWARD		AYP STATUS	NCLB IMPROVEMENT STATUS
			General Performance	Closing the Gap		
2011	Average	Average	TBD	TBD	Not Met	N/A
2010	Average	Average	N/A	N/A	Met	N/A
2009	Below Average	At-Risk	N/A	N/A	Met	N/A

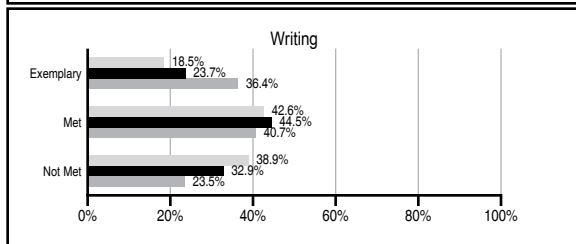
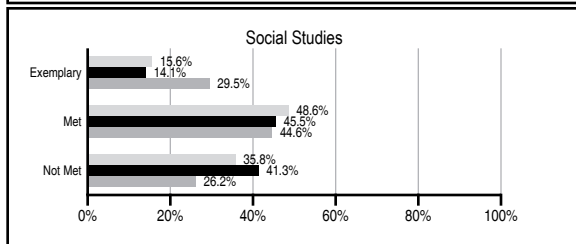
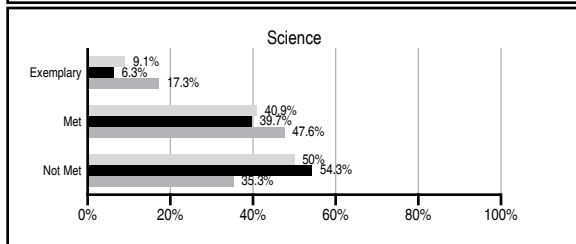
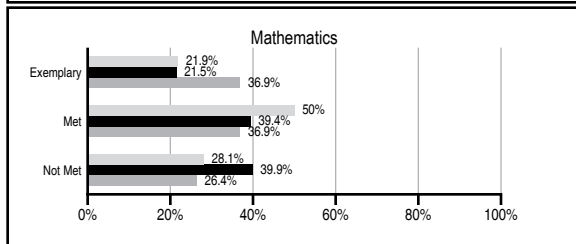
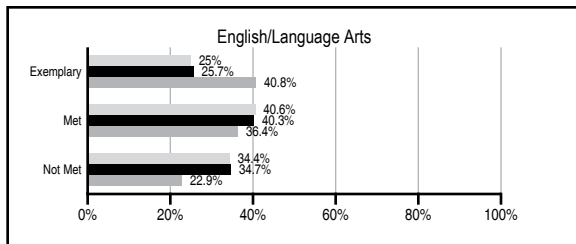
ABSOLUTE RATINGS OF ELEMENTARY SCHOOLS WITH STUDENTS LIKE OURS*

EXCELLENT	GOOD	AVERAGE	BELOW AVERAGE	AT-RISK
0	4	65	44	19

* Ratings are calculated with data available by 11/09/2011. Schools with Students Like Ours are Elementary Schools with Poverty Indices of no more than 5% above or below the index for this school.

PASS PERFORMANCE

Our School
 Elementary Schools with Students Like Ours
 Elementary schools statewide



NAEP PERFORMANCE*

* Performance reported for SC and nation, data not available at school level. Percentages at NAEP Achievement Levels.



SC PERFORMANCE VISION

By 2020 all students will graduate with the knowledge and skills necessary to compete successfully in the global economy, participate in a democratic society and contribute positively as members of families and communities.

Abbreviations Key

N/A Not Applicable N/AV Not Available N/C Not Collected N/R Not Reported I/S Insufficient Sample TBD To be determined

NI Newly Identified CSI Continuing School Improvement CA Corrective Action RP Plan to Restructure R Restructure DELAY School Improvement Status HOLD School Improvement Status

ST STEPHEN ELEMENTARY [Berkeley]

SCHOOL PROFILE

	Our School	Change from Last Year	Elementary Schools with Students Like Ours	Median Elementary School
Students (n=441)				
Retention rate	5.8%	Up from 4.6%	1.5%	1.1%
Attendance rate	96.9%	Up from 96.8%	96.0%	96.2%
Served by gifted and talented program	5.7%	Down from 8.9%	5.1%	13.4%
With disabilities other than speech	1.3%	Down from 9.2%	4.4%	4.1%
Older than usual for grade	2.5%	Down from 2.9%	0.6%	0.3%
Out-of-school suspensions or expulsions for violent and/or criminal offenses	0.0%	No Change	0.0%	0.0%
Teachers (n=35)				
Teachers with advanced degrees	60.0%	Down from 61.8%	61.7%	62.5%
Continuing contract teachers	74.3%	Up from 70.6%	81.8%	88.2%
Teachers returning from previous year	86.4%	Down from 89.9%	84.4%	87.8%
Teacher attendance rate	95.6%	Up from 94.1%	95.2%	95.2%
Average teacher salary*	\$45,155	Down 5.3%	\$45,155	\$46,773
Classes not taught by highly qualified teachers	0.0%	No Change	0.0%	0.0%
Professional development days/teacher	14.7 days	Up from 5.8 days	10.8 days	10.5 days
School				
Principal's years at school	7.0	Up from 6.0	3.0	4.0
Student-teacher ratio in core subjects	17.3 to 1	Up from 16.5 to 1	17.5 to 1	19.9 to 1
Prime instructional time	91.6%	Up from 90.3%	90.1%	90.4%
Opportunities in the arts	Good	No Change	Good	Good
SACS accreditation	Yes	No Change	Yes	Yes
Parents attending conferences	100.0%	No Change	100.0%	100.0%
Character development program	Excellent	No Change	Excellent	Excellent
Dollars spent per pupil**	\$8,463	Down 2.4%	\$8,733	\$7,447
Percent of expenditures for instruction**	66.8%	Up from 61.7%	67.3%	68.4%
Percent of expenditures for teacher salaries**	61.3%	Up from 56.7%	63.8%	65.8%
% of AYP objectives met	92.3%	Down from 100.0%	76.9%	90.5%

* Length of contract = 185+ days.

** Prior year audited financial data available.

EVALUATION RESULTS

	Teachers	Students*	Parents*
Number of surveys returned	23	52	27
Percent satisfied with learning environment	100.0%	100.0%	96.3%
Percent satisfied with social and physical environment	100.0%	98.0%	92.6%
Percent satisfied with school-home relations	91.3%	88.0%	92.6%

*Only students at the highest elementary school grade level at this school and their parents were included.

REPORT OF PRINCIPAL AND SCHOOL IMPROVEMENT COUNCIL

Report Card Summary

St. Stephen Elementary is a small community school of national and state distinction that fosters a positive learning environment for all students. We are very proud of our students, our community, our faculty and staff, and our campus. Our school is rich in heritage and serves students in Pre-K through grade 5.

"Failure is not an Option" is our motto and it drives our mission to establish high standards by creating a learning environment which ensures student performance at the highest level.

At "SSE" we are working together to inspire greatness in each of our students, one child at a time. We are working diligently to identify leadership qualities in each student and build upon them. By engaging students early on in the importance of leadership, we believe that students will develop habits in their lives that will lead to success throughout their academic career.

The faculty and staff of St. Stephen Elementary are exemplary! They are highly qualified, dedicated, innovative, and caring professionals. Our entire staff works unselfishly daily to ignite in every student a passion for lifelong learning.

St. Stephen Elementary's successes are a result of the participation and involvement of motivated students, parents, staff, and community members. As a school community, we bridge opportunities for our students to become empowered to make a difference.

Dr. Elaine Norton, Principal
Latoya King, SIC

Comprehensive detail, including definitions of ratings, performance criteria, and explanations of status, is available on www.ed.sc.gov and www.eoc.sc.gov as well as school and school district websites.

Printed versions are available from school districts upon request.

Abbreviations Key

N/A Not Applicable N/AV Not Available N/C Not Collected N/R Not Reported I/S Insufficient Sample TBD To be determined

NI Newly Identified CSI Continuing School Improvement CA Corrective Action RP Plan to Restructure R Restructure DELAY School Improvement Status HOLD School Improvement Status