



SC Annual School Report Card Summary

HENRY E. BONNER ELEMENTARY
Berkeley
Grades: PK-5 Enrollment: 805
Principal: Natalie S. Locklear
Superintendent: Rodney Thompson
Board Chair: Kathy Schwalbe

PERFORMANCE

Comprehensive detail, including definitions of ratings, performance criteria, and explanations of status, is available on www.ed.sc.gov and www.eoc.sc.gov as well as school and school district websites. Printed versions are available from school districts upon request.

YEAR	ABSOLUTE RATING	GROWTH RATING	PALMETTO GOLD AND SILVER AWARD		AYP STATUS	NCLB IMPROVEMENT STATUS
			General Performance	Closing the Gap		
2011	Average	Good	TBD	TBD	Not Met	R-HOLD
2010	Average	Good	Silver	N/A	Not Met	R
2009	Average	Average	N/A	N/A	Met	R-DELAY

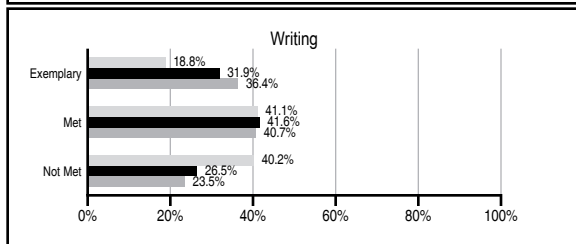
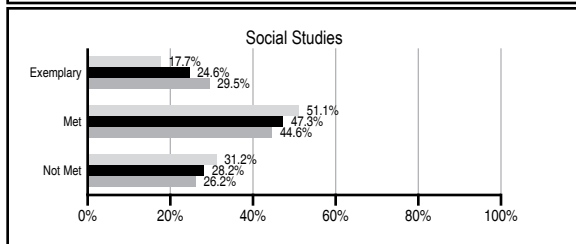
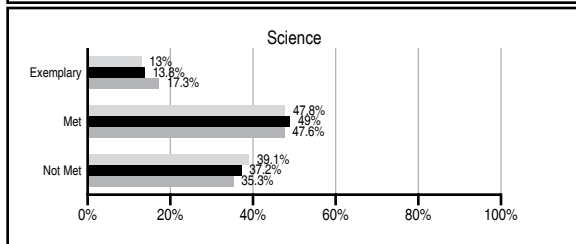
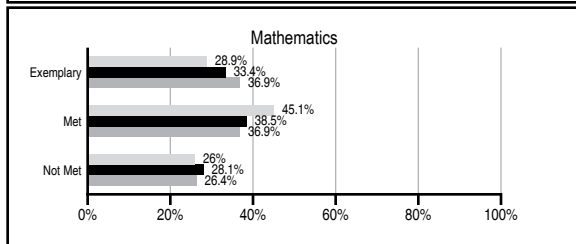
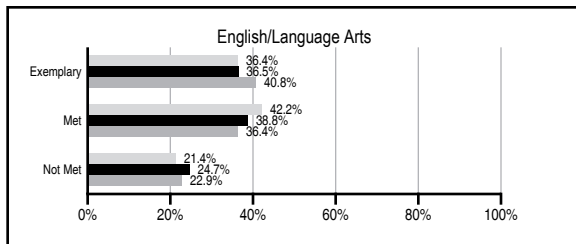
ABSOLUTE RATINGS OF ELEMENTARY SCHOOLS WITH STUDENTS LIKE OURS*

EXCELLENT	GOOD	AVERAGE	BELOW AVERAGE	AT-RISK
7	23	86	9	0

* Ratings are calculated with data available by 11/09/2011. Schools with Students Like Ours are Elementary Schools with Poverty Indices of no more than 5% above or below the index for this school.

PASS PERFORMANCE

Our School
 Elementary Schools with Students Like Ours
 Elementary schools statewide



NAEP PERFORMANCE*

* Performance reported for SC and nation, data not available at school level. Percentages at NAEP Achievement Levels.



SC PERFORMANCE VISION

By 2020 all students will graduate with the knowledge and skills necessary to compete successfully in the global economy, participate in a democratic society and contribute positively as members of families and communities.

Abbreviations Key

N/A Not Applicable N/AV Not Available N/C Not Collected N/R Not Reported I/S Insufficient Sample TBD To be determined

NI Newly Identified CSI Continuing School Improvement CA Corrective Action RP Plan to Restructure R Restructure DELAY School Improvement Status HOLD School Improvement Status

HENRY E. BONNER ELEMENTARY [Berkeley]

SCHOOL PROFILE

	Our School	Change from Last Year	Elementary Schools with Students Like Ours	Median Elementary School
Students (n=805)				
Retention rate	2.3%	Down from 4.2%	1.3%	1.1%
Attendance rate	94.9%	Down from 95.1%	96.0%	96.2%
Served by gifted and talented program	13.0%	Up from 7.7%	11.6%	13.4%
With disabilities other than speech	1.9%	Down from 6.0%	5.0%	4.1%
Older than usual for grade	0.2%	Up from 0.0%	0.4%	0.3%
Out-of-school suspensions or expulsions for violent and/or criminal offenses	0.0%	No Change	0.0%	0.0%
Teachers (n=48)				
Teachers with advanced degrees	66.7%	Down from 70.0%	60.0%	62.5%
Continuing contract teachers	75.0%	Down from 77.5%	90.0%	88.2%
Teachers returning from previous year	87.6%	Up from 84.5%	88.0%	87.8%
Teacher attendance rate	94.8%	Up from 94.5%	95.1%	95.2%
Average teacher salary*	\$48,149	Down 1.1%	\$46,609	\$46,773
Classes not taught by highly qualified teachers	3.1%	Up from 0.0%	0.0%	0.0%
Professional development days/teacher	9.3 days	Up from 6.2 days	11.3 days	10.5 days
School				
Principal's years at school	4.0	Up from 3.0	4.0	4.0
Student-teacher ratio in core subjects	21.6 to 1	Down from 22.5 to 1	19.6 to 1	19.9 to 1
Prime instructional time	89.3%	Up from 88.9%	90.0%	90.4%
Opportunities in the arts	Good	No Change	Good	Good
SACS accreditation	Yes	No Change	Yes	Yes
Parents attending conferences	98.1%	Up from 95.0%	100.0%	100.0%
Character development program	Good	No Change	Excellent	Excellent
Dollars spent per pupil**	\$7,221	Up 1.7%	\$7,482	\$7,447
Percent of expenditures for instruction**	62.2%	Up from 58.8%	67.3%	68.4%
Percent of expenditures for teacher salaries**	57.6%	Up from 54.7%	64.7%	65.8%
% of AYP objectives met	95.2%	Up from 94.7%	89.5%	90.5%

* Length of contract = 185+ days.

** Prior year audited financial data available.

EVALUATION RESULTS

	Teachers	Students*	Parents*
Number of surveys returned	43	105	87
Percent satisfied with learning environment	83.7%	85.4%	88.9%
Percent satisfied with social and physical environment	90.7%	81.0%	86.0%
Percent satisfied with school-home relations	88.4%	90.5%	89.2%

*Only students at the highest elementary school grade level at this school and their parents were included.

REPORT OF PRINCIPAL AND SCHOOL IMPROVEMENT COUNCIL

It was another great year at Bonner Elementary School. Our staff, students and volunteers provided an exceptional environment where great things happened daily.

While we experienced success in many areas, we continued our focus on math, reading and integrating the arts. We were the recipient of the Distinguished Arts Program Grant, which exposed our students to a variety of different cultures and art forms. For example, through our artist in residence programs, our students were exposed to Japanese Art and Culture with Yoshiko Moon, puppetry with Gina Bean, storytelling with Tim Lowery, and dance with Nancy Alvey. Sean and Melanie Layne, nationally known presenters from The John F. Kennedy Center for the Performing Arts, provided four days of intense staff development to explore and define characteristics of arts integration. As a school, we set the stage for our students to experience units of instruction that integrate music, art, dance, and theatre. This was a tremendous opportunity for teachers to integrate the arts with the core curriculum.

We continuously assessed student performance to help guide our instruction and use test data to target specific student needs. We continued to provide computer aided instruction through FastMath and Success Maker. IXL was an additional computer program that allowed students to review and practice math skills at home and school. We continued the Roscoe Reading Program, where students were recognized for reaching individual reading goals.

Technology continues to be a primary focus for our school. One computer lab was upgraded and four additional computer labs were installed. All labs currently have headphones, printers and scanners for student and teacher use. This upgrade allowed each grade level access to a computer lab. This addition gave us a total of 7 computer labs, as well as SmartBoards, computers, Elmos, and Airliners in all classrooms.

PTO continues to be a crucial component to our success as members volunteer numerous hours to help our faculty, staff, and students. During the 2010 – 2011 school year our volunteers donated over 1300 hours of service. The PTO, community members, and parent volunteers add a lot of character and truly make Bonner paradise.

For the 2011 – 2012 school year we will open our first choice option, "Bonner's Academy of the Arts". Approximately two hundred and thirty children will have the opportunity to demonstrate their learning through multiple art forms. The students will engage in a creative process which connects art form and the core curriculum.

Through our shared purpose, vision, commitments and goals, the Bonner staff, parents, and community will continue to work diligently to ensure every student's success in 2011-2012.

Natalie S. Locklear, Principal
Patricia McDonald, School Improvement Council

Comprehensive detail, including definitions of ratings, performance criteria, and explanations of status, is available on www.ed.sc.gov and www.eoc.sc.gov as well as school and school district websites.

Printed versions are available from school districts upon request.

Abbreviations Key

N/A Not Applicable N/AV Not Available N/C Not Collected N/R Not Reported I/S Insufficient Sample TBD To be determined

NI Newly Identified CSI Continuing School Improvement CA Corrective Action RP Plan to Restructure R Restructure DELAY School Improvement Status HOLD School Improvement Status