



# SC Annual School Report Card Summary

**J K GOURDIN ELEMENTARY**  
**Berkeley**  
**Grades: PK-5** Enrollment: 184  
**Principal: Lorene Bradley**  
**Superintendent: Rodney Thompson**  
**Board Chair: Kathy Schwalbe**

## PERFORMANCE

Comprehensive detail, including definitions of ratings, performance criteria, and explanations of status, is available on [www.ed.sc.gov](http://www.ed.sc.gov) and [www.eoc.sc.gov](http://www.eoc.sc.gov) as well as school and school district websites. Printed versions are available from school districts upon request.

YEAR	ABSOLUTE RATING	GROWTH RATING	PALMETTO GOLD AND SILVER AWARD		AYP STATUS	NCLB IMPROVEMENT STATUS
			General Performance	Closing the Gap		
2011	Average	Good	TBD	TBD	Met	N/A
2010	Average	Good	Silver	N/A	Met	N/A
2009	Average	Average	N/A	N/A	Met	NI-DELAY

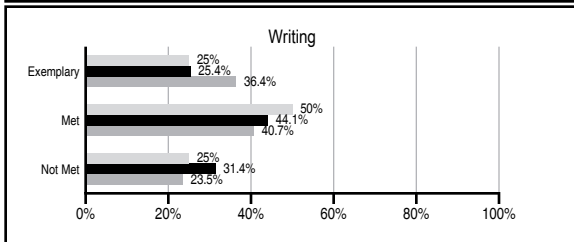
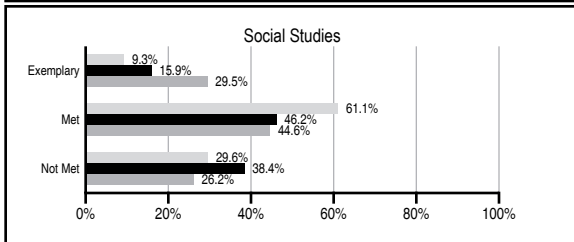
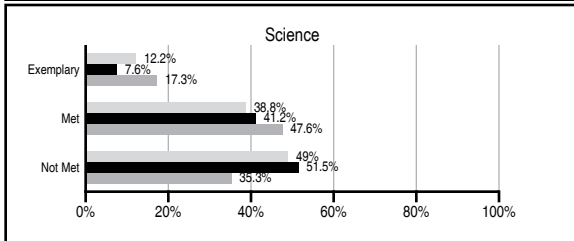
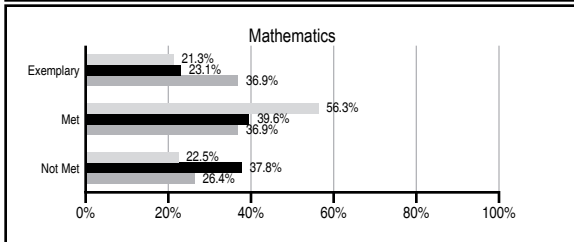
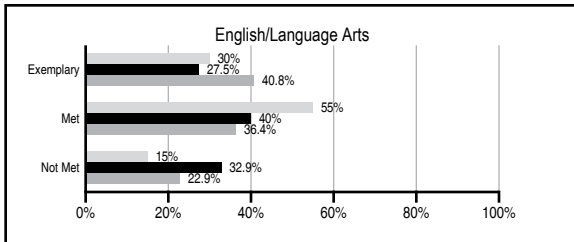
## ABSOLUTE RATINGS OF ELEMENTARY SCHOOLS WITH STUDENTS LIKE OURS\*

EXCELLENT	GOOD	AVERAGE	BELOW AVERAGE	AT-RISK
3	9	108	53	22

\* Ratings are calculated with data available by 11/09/2011. Schools with Students Like Ours are Elementary Schools with Poverty Indices of no more than 5% above or below the index for this school.

## PASS PERFORMANCE

Our School
  Elementary Schools with Students Like Ours
  Elementary schools statewide



## NAEP PERFORMANCE\*

\* Performance reported for SC and nation, data not available at school level. Percentages at NAEP Achievement Levels.



## SC PERFORMANCE VISION

*By 2020 all students will graduate with the knowledge and skills necessary to compete successfully in the global economy, participate in a democratic society and contribute positively as members of families and communities.*

### Abbreviations Key

N/A Not Applicable N/AV Not Available N/C Not Collected N/R Not Reported I/S Insufficient Sample TBD To be determined

NI Newly Identified CSI Continuing School Improvement CA Corrective Action RP Plan to Restructure R Restructure DELAY School Improvement Status HOLD School Improvement Status

# J K GOURDIN ELEMENTARY [Berkeley]

## SCHOOL PROFILE

	Our School	Change from Last Year	Elementary Schools with Students Like Ours	Median Elementary School
<b>Students (n=184)</b>				
Retention rate	1.2%	Down from 4.2%	1.5%	1.1%
Attendance rate	97.0%	Down from 98.1%	95.9%	96.2%
Served by gifted and talented program	11.8%	Up from 6.7%	6.0%	13.4%
With disabilities other than speech	3.6%	Down from 5.1%	4.3%	4.1%
Older than usual for grade	2.1%	Down from 3.4%	0.5%	0.3%
Out-of-school suspensions or expulsions for violent and/or criminal offenses	0.0%	No Change	0.0%	0.0%
<b>Teachers (n=14)</b>				
Teachers with advanced degrees	50.0%	Up from 46.7%	61.5%	62.5%
Continuing contract teachers	92.9%	Up from 80.0%	83.3%	88.2%
Teachers returning from previous year	95.6%	Up from 92.5%	85.4%	87.8%
Teacher attendance rate	94.5%	Down from 94.7%	95.1%	95.2%
Average teacher salary*	\$48,073	Up 1.4%	\$45,250	\$46,773
Classes not taught by highly qualified teachers	0.0%	No Change	0.0%	0.0%
Professional development days/teacher	6.9 days	Down from 13.1 days	10.5 days	10.5 days
<b>School</b>				
Principal's years at school	4.0	Up from 3.0	3.5	4.0
Student-teacher ratio in core subjects	13.6 to 1	Down from 15.5 to 1	17.7 to 1	19.9 to 1
Prime instructional time	91.3%	Down from 92.7%	90.0%	90.4%
Opportunities in the arts	Good	No Change	Good	Good
SACS accreditation	Yes	No Change	Yes	Yes
Parents attending conferences	99.6%	Down from 100.0%	100.0%	100.0%
Character development program	Excellent	No Change	Excellent	Excellent
Dollars spent per pupil**	\$12,180	Down 1.8%	\$8,267	\$7,447
Percent of expenditures for instruction**	55.4%	Up from 54.9%	67.9%	68.4%
Percent of expenditures for teacher salaries**	50.6%	Up from 50.0%	64.5%	65.8%
% of AYP objectives met	100.0%	No Change	76.9%	90.5%

\* Length of contract = 185+ days.

\*\* Prior year audited financial data available.

## EVALUATION RESULTS

	Teachers	Students*	Parents*
Number of surveys returned	7	28	22
Percent satisfied with learning environment	100.0%	96.4%	68.2%
Percent satisfied with social and physical environment	100.0%	88.9%	72.7%
Percent satisfied with school-home relations	100.0%	71.4%	72.7%

\*Only students at the highest elementary school grade level at this school and their parents were included.

## REPORT OF PRINCIPAL AND SCHOOL IMPROVEMENT COUNCIL

J.K. Gourdin Elementary School is a schoolwide Title 1 School fully accredited by the Southern Association of Colleges and Schools, located in the Pineville-Russellville community of Berkeley County. Our school serves a total of 190 students in a 4K through fifth grade educational setting. Our mission is to ignite in every student a passion for life-long learning. We will continue to provide dynamic instruction, create partnerships, and provide exceptional support.

In order to achieve our mission, our primary goals are to increase student achievement as measured by the Palmetto Assessment of State Standards (PASS), provide opportunities for teachers to participate in professional training based on best practices, exhibit a safe and orderly positive learning environment, and create an environment that fosters a working partnership between the home and school. We will provide opportunities for all students to be successful.

During the 2010-2011 school year, we continued to operate an extended day program through volunteer services by our teachers. This after-school initiative provided extended day services promoting reading, math, and homework assistance to students with the greatest needs in grades 1-5.

The use of computers and SMART boards provided technology to enhance the instructional program. Students participated daily in reading and math computer assisted instruction in the SuccessMaker Computer Lab. An additional computer lab is used for special class projects to allow students to engage in research, complete Accelerated Reader tests, and participate in the district's benchmark (Measures of Academic Progress) which is used to monitor students' progress and achievement in reading, language, and math.

Teachers were provided opportunities to participate actively in weekly Professional Learning Communities (PLC) activities, conferences, workshops, and mentoring initiatives to promote collaboration, planning, and instruction.

Our students were celebrated with incentives and other rewards for demonstrating positive attitudes, respectful behavior, and academic achievement through our PBIS initiative. They participated in Family Math Night, Oratorical Contest, Spelling Bee, holiday programs, and pageants. We celebrated our school for making (AYP) Adequate Yearly Progress in 2010.

We thank the PTA, parents, volunteers, and the community for playing an integral part in the educational program. Special thanks to Alcoa, Georgia Pacific, St. Stephen IGA, and Moncks Corner Rotary Club. We solicit your continued support in improving student growth and achievement.

Lorene Bradley, Principal  
Cathy Wood, School Improvement Council Chairperson

Comprehensive detail, including definitions of ratings, performance criteria, and explanations of status, is available on [www.ed.sc.gov](http://www.ed.sc.gov) and [www.eoc.sc.gov](http://www.eoc.sc.gov) as well as school and school district websites.

Printed versions are available from school districts upon request.

### Abbreviations Key

N/A Not Applicable N/AV Not Available N/C Not Collected N/R Not Reported I/S Insufficient Sample TBD To be determined

NI Newly Identified CSI Continuing School Improvement CA Corrective Action RP Plan to Restructure R Restructure DELAY School Improvement Status HOLD School Improvement Status