



SC Annual School Report Card Summary

**CROSS ELEMENTARY
Berkeley**

Grades: PK-6

Enrollment: 411

Principal: Carolyn Myers-Gillens

Superintendent: Rodney Thompson

Board Chair: Kathy Schwalbe

PERFORMANCE

Comprehensive detail, including definitions of ratings, performance criteria, and explanations of status, is available on www.ed.sc.gov and www.eoc.sc.gov as well as school and school district websites. Printed versions are available from school districts upon request.

YEAR	ABSOLUTE RATING	GROWTH RATING	PALMETTO GOLD AND SILVER AWARD		AYP STATUS	NCLB IMPROVEMENT STATUS
			General Performance	Closing the Gap		
2011	Average	Good	TBD	TBD	Not Met	CSI
2010	Average	Good	Silver	N/A	Met	NI-DELAY
2009	Average	Average	N/A	N/A	Not Met	NI

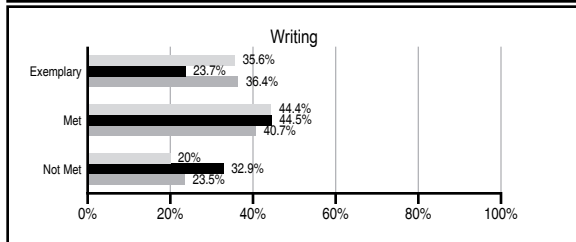
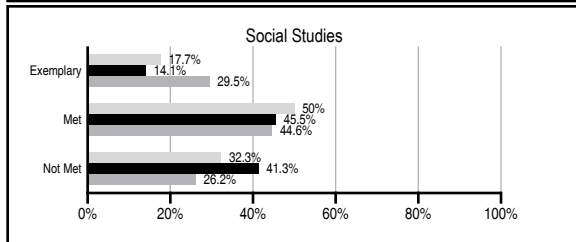
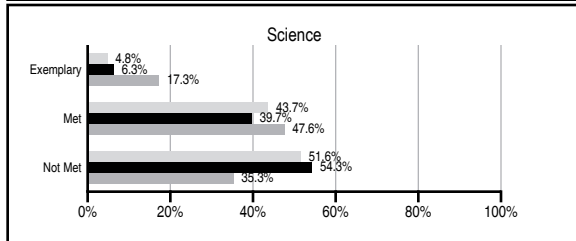
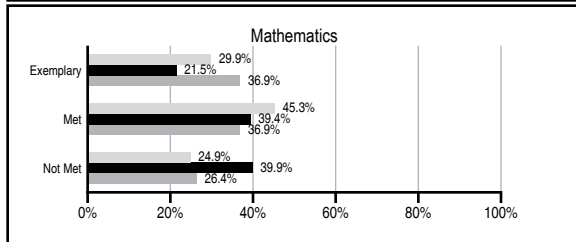
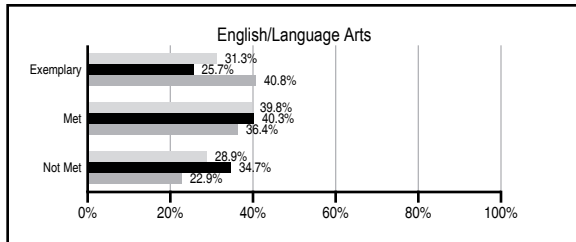
ABSOLUTE RATINGS OF ELEMENTARY SCHOOLS WITH STUDENTS LIKE OURS*

EXCELLENT	GOOD	AVERAGE	BELOW AVERAGE	AT-RISK
0	4	65	44	19

* Ratings are calculated with data available by 11/09/2011. Schools with Students Like Ours are Elementary Schools with Poverty Indices of no more than 5% above or below the index for this school.



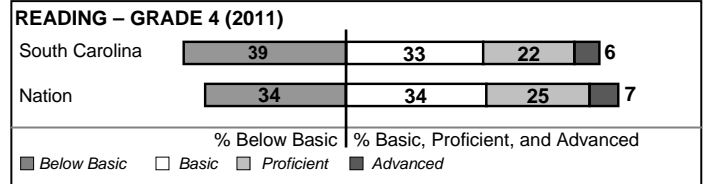
PASS PERFORMANCE

Our School
 Elementary Schools with Students Like Ours
 Elementary schools statewide



NAEP PERFORMANCE*

* Performance reported for SC and nation, data not available at school level. Percentages at NAEP Achievement Levels.



SC PERFORMANCE VISION

By 2020 all students will graduate with the knowledge and skills necessary to compete successfully in the global economy, participate in a democratic society and contribute positively as members of families and communities.

Abbreviations Key

N/A Not Applicable N/AV Not Available N/C Not Collected N/R Not Reported I/S Insufficient Sample TBD To be determined

NI Newly Identified CSI Continuing School Improvement CA Corrective Action RP Plan to Restructure R Restructure DELAY School Improvement Status HOLD School Improvement Status

CROSS ELEMENTARY [Berkeley]

SCHOOL PROFILE

	Our School	Change from Last Year	Elementary Schools with Students Like Ours	Median Elementary School
Students (n=411)				
Retention rate	1.1%	Up from 0.6%	1.5%	1.1%
Attendance rate	95.8%	Down from 95.9%	96.0%	96.2%
Served by gifted and talented program	7.5%	Up from 6.0%	5.1%	13.4%
With disabilities other than speech	4.7%	Down from 14.4%	4.4%	4.1%
Older than usual for grade	0.7%	Down from 1.0%	0.6%	0.3%
Out-of-school suspensions or expulsions for violent and/or criminal offenses	0.0%	No Change	0.0%	0.0%
Teachers (n=29)				
Teachers with advanced degrees	65.5%	Up from 63.3%	61.7%	62.5%
Continuing contract teachers	79.3%	Up from 70.0%	81.8%	88.2%
Teachers returning from previous year	86.8%	Up from 85.5%	84.4%	87.8%
Teacher attendance rate	93.0%	Up from 92.3%	95.2%	95.2%
Average teacher salary*	\$49,586	Down 3.2%	\$45,155	\$46,773
Classes not taught by highly qualified teachers	0.0%	No Change	0.0%	0.0%
Professional development days/teacher	17.7 days	Up from 16.1 days	10.8 days	10.5 days
School				
Principal's years at school	25.0	Up from 24.0	3.0	4.0
Student-teacher ratio in core subjects	15.2 to 1	Down from 17.2 to 1	17.5 to 1	19.9 to 1
Prime instructional time	88.5%	Up from 87.7%	90.1%	90.4%
Opportunities in the arts	Good	No Change	Good	Good
SACS accreditation	Yes	No Change	Yes	Yes
Parents attending conferences	100.0%	No Change	100.0%	100.0%
Character development program	Excellent	No Change	Excellent	Excellent
Dollars spent per pupil**	\$10,357	Up 3.2%	\$8,733	\$7,447
Percent of expenditures for instruction**	57.4%	Down from 59.3%	67.3%	68.4%
Percent of expenditures for teacher salaries**	52.7%	Down from 53.9%	63.8%	65.8%
% of AYP objectives met	89.5%	Down from 100.0%	76.9%	90.5%

* Length of contract = 185+ days.

** Prior year audited financial data available.

REPORT OF PRINCIPAL AND SCHOOL IMPROVEMENT COUNCIL

Cross Elementary has created a positive school climate for learning centered on its school motto--I Believe in myself..I CAN! Our vision is to challenge and empower our students to be successful in a highly competitive world.

The school population is unique and ranges from four-year old child development through six grade. The school is fully accredited by Southern Association of Colleges and Schools and qualifies for title 1 federal funds based on a free and reduced lunch rate exceeding 87%. The school offers a wide variety of educational programs to benefit all levels and styles of learners. A fine arts program provides students with opportunities in art, music and band. Students receive computer-assisted instruction with additional opportunities to complete reports and enhance their technology skills. Students needing additional instruction in math and reading are identified and provided assistance in the school's assist lab daily.

The school, in collaboration with the Schoolwide Planning Team and the School Improvement Council was successful in implementing and achieving programs and goals through service-learning projects, school volunteers, business and community partnerships, family literacy workshops, parenting programs, annual career day and reading incentive program. Emphasis continues to be placed on professional growth and development for the school staff. Student achievement in grades one through six continues to show improvement in English/Language arts and math. Early Childhood Education Program (CDEPP), and the use of best practices in math and reading for all grade levels will assist with efforts for continued academic performances and student success.

Carolyn Myers-Gillens, Ed.D., Principal
Julia Wright, SIC Chairperson

EVALUATION RESULTS

	Teachers	Students*	Parents*
Number of surveys returned	22	51	33
Percent satisfied with learning environment	100.0%	76.5%	73.3%
Percent satisfied with social and physical environment	100.0%	78.0%	84.4%
Percent satisfied with school-home relations	90.5%	90.0%	83.9%

*Only students at the highest elementary school grade level at this school and their parents were included.

Comprehensive detail, including definitions of ratings, performance criteria, and explanations of status, is available on www.ed.sc.gov and www.eoc.sc.gov as well as school and school district websites.

Printed versions are available from school districts upon request.

Abbreviations Key

N/A Not Applicable N/AV Not Available N/C Not Collected N/R Not Reported I/S Insufficient Sample TBD To be determined
NI Newly Identified CSI Continuing School Improvement CA Corrective Action RP Plan to Restructure R Restructure DELAY School Improvement Status HOLD School Improvement Status