



# SC Annual School Report Card Summary

**BOULDER BLUFF ELEMENTARY**  
 Berkeley  
 Grades: PK-5 Enrollment: 715  
 Principal: Andrea Salters  
 Superintendent: Rodney Thompson  
 Board Chair: Kathy Schwalbe

## PERFORMANCE

Comprehensive detail, including definitions of ratings, performance criteria, and explanations of status, is available on [www.ed.sc.gov](http://www.ed.sc.gov) and [www.eoc.sc.gov](http://www.eoc.sc.gov) as well as school and school district websites. Printed versions are available from school districts upon request.

YEAR	ABSOLUTE RATING	GROWTH RATING	PALMETTO GOLD AND SILVER AWARD		AYP STATUS	NCLB IMPROVEMENT STATUS
			General Performance	Closing the Gap		
2011	Average	Average	TBD	TBD	Not Met	N/A
2010	Good	Average	N/A	N/A	Met	N/A
2009	Good	Excellent	Gold	Silver	Met	CA-DELAY

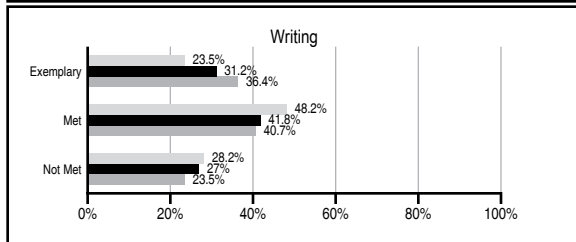
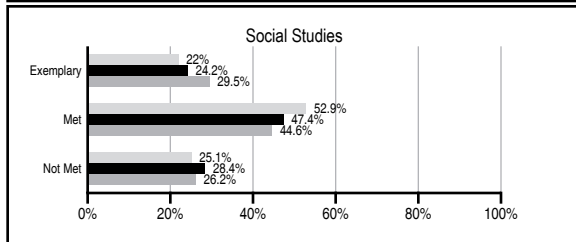
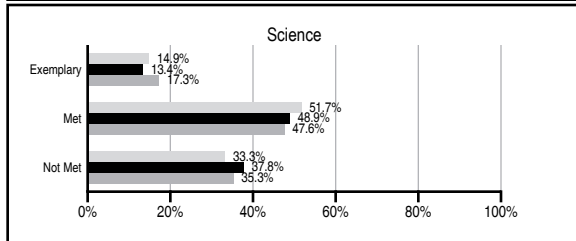
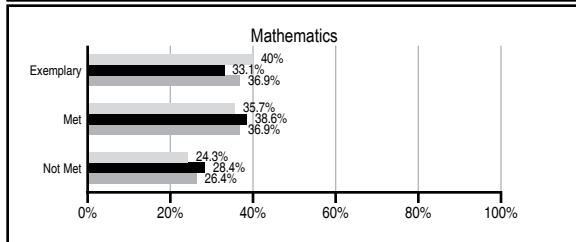
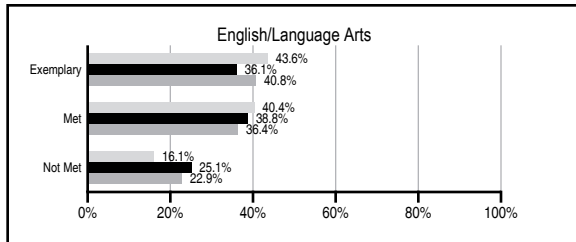
## ABSOLUTE RATINGS OF ELEMENTARY SCHOOLS WITH STUDENTS LIKE OURS\*

EXCELLENT	GOOD	AVERAGE	BELOW AVERAGE	AT-RISK
6	21	86	9	0

\* Ratings are calculated with data available by 11/09/2011. Schools with Students Like Ours are Elementary Schools with Poverty Indices of no more than 5% above or below the index for this school.

## PASS PERFORMANCE

Our School  
 Elementary Schools with Students Like Ours  
 Elementary schools statewide



## NAEP PERFORMANCE\*

\* Performance reported for SC and nation, data not available at school level. Percentages at NAEP Achievement Levels.



## SC PERFORMANCE VISION

*By 2020 all students will graduate with the knowledge and skills necessary to compete successfully in the global economy, participate in a democratic society and contribute positively as members of families and communities.*

### Abbreviations Key

N/A Not Applicable N/AV Not Available N/C Not Collected N/R Not Reported I/S Insufficient Sample TBD To be determined

NI Newly Identified CSI Continuing School Improvement CA Corrective Action RP Plan to Restructure R Restructure DELAY School Improvement Status HOLD School Improvement Status

# BOULDER BLUFF ELEMENTARY [Berkeley]

## SCHOOL PROFILE

	Our School	Change from Last Year	Elementary Schools with Students Like Ours	Median Elementary School
<b>Students (n=715)</b>				
Retention rate	3.5%	No Change	1.3%	1.1%
Attendance rate	96.5%	Up from 96.0%	95.9%	96.2%
Served by gifted and talented program	15.0%	Up from 12.1%	11.9%	13.4%
With disabilities other than speech	1.8%	Down from 11.8%	5.1%	4.1%
Older than usual for grade	0.5%	Up from 0.2%	0.3%	0.3%
Out-of-school suspensions or expulsions for violent and/or criminal offenses	0.0%	No Change	0.0%	0.0%
<b>Teachers (n=52)</b>				
Teachers with advanced degrees	55.8%	Down from 61.4%	60.0%	62.5%
Continuing contract teachers	69.2%	Down from 75.0%	90.0%	88.2%
Teachers returning from previous year	84.3%	Down from 84.6%	87.4%	87.8%
Teacher attendance rate	94.4%	Down from 95.4%	95.2%	95.2%
Average teacher salary*	\$44,080	Down 2.8%	\$46,613	\$46,773
Classes not taught by highly qualified teachers	0.0%	No Change	0.0%	0.0%
Professional development days/teacher	11.3 days	Down from 22.0 days	11.4 days	10.5 days
<b>School</b>				
Principal's years at school	1.0	Down from 3.0	4.0	4.0
Student-teacher ratio in core subjects	19.5 to 1	Up from 17.7 to 1	19.6 to 1	19.9 to 1
Prime instructional time	90.3%	Down from 90.7%	90.2%	90.4%
Opportunities in the arts	Good	No Change	Good	Good
SACS accreditation	Yes	No Change	Yes	Yes
Parents attending conferences	100.0%	Up from 99.1%	100.0%	100.0%
Character development program	Good	Down from Excellent	Excellent	Excellent
Dollars spent per pupil**	\$7,624	Up 4.7%	\$7,471	\$7,447
Percent of expenditures for instruction**	65.4%	Up from 62.1%	67.0%	68.4%
Percent of expenditures for teacher salaries**	61.1%	Up from 58.1%	64.6%	65.8%
% of AYP objectives met	90.5%	Down from 100.0%	89.5%	90.5%

\* Length of contract = 185+ days.

\*\* Prior year audited financial data available.

## EVALUATION RESULTS

	Teachers	Students*	Parents*
Number of surveys returned	45	84	33
Percent satisfied with learning environment	93.3%	89.0%	100.0%
Percent satisfied with social and physical environment	95.6%	88.0%	90.9%
Percent satisfied with school-home relations	84.4%	86.7%	93.9%

\*Only students at the highest elementary school grade level at this school and their parents were included.

## REPORT OF PRINCIPAL AND SCHOOL IMPROVEMENT COUNCIL

Boulder Bluff Elementary had a busy and productive school year. We started the year with a new administration. The faculty, staff, and parents are proud of the progress our students have made this school year. Our teachers worked strategically to find innovative ways to ensure that every student achieved to their fullest potential.

Teachers participated in professional development and Professional Learning Communities that focused on instructional strategies and analyzed data to improve student achievement in reading and math. Identified students in grades 3-5 received additional small group assistance in reading and math instruction. Students in grades K-5 received after-school tutoring. Several of our teachers received National Board Certification and an advance degree. Jennifer Rutledge was selected as Teacher of the Year for Boulder Bluff Elementary. She was also selected as a Top 3 finalist for Berkeley County School District Teacher of the Year.

Our school has participated in a school-wide behavior program PBIS to reinforce positive behaviors among students and staff. Students participated in community activities such as Jump Rope for Heart, Kids Who Care, Hoop for Hunger, and Berkeley County School District Spelling Bee.

Parents are provided with opportunities to be involved through PTO, School Improvement Council, Title I planning team, parent workshops, family nights, conferences, volunteer opportunities, and award programs. Our PTO has been instrumental in supporting our instructional program, and has also worked collaboratively with the staff to provide various activities for students and parents. Parents and community members volunteered by helping teachers within their classrooms, tutoring, and mentoring students. Business partners have been supportive throughout the school year. They have supplied student and staff incentives, school supplies, and grants.

The Boulder Bluff Elementary family will continue to help every student reach their academic potential. We look forward to another great year.

Andrea Salters, Principal  
Melody Ford, Chairperson, School Improvement Council

Comprehensive detail, including definitions of ratings, performance criteria, and explanations of status, is available on [www.ed.sc.gov](http://www.ed.sc.gov) and [www.eoc.sc.gov](http://www.eoc.sc.gov) as well as school and school district websites.

Printed versions are available from school districts upon request.

### Abbreviations Key

N/A Not Applicable N/AV Not Available N/C Not Collected N/R Not Reported I/S Insufficient Sample TBD To be determined

NI Newly Identified CSI Continuing School Improvement CA Corrective Action RP Plan to Restructure R Restructure DELAY School Improvement Status HOLD School Improvement Status