



# SC Annual School Report Card Summary

**PRITCHARDVILLE ELEMENTARY**  
**Beaufort County**  
**Grades: PK-5** Enrollment: 515  
**Principal: Charles R. Johnson**  
**Superintendent: Dr. Valerie Truesdale**  
**Board Chair: Fred Washington**

## PERFORMANCE

Comprehensive detail, including definitions of ratings, performance criteria, and explanations of status, is available on [www.ed.sc.gov](http://www.ed.sc.gov) and [www.eoc.sc.gov](http://www.eoc.sc.gov) as well as school and school district websites. Printed versions are available from school districts upon request.

YEAR	ABSOLUTE RATING	GROWTH RATING	PALMETTO GOLD AND SILVER AWARD		AYP STATUS	NCLB IMPROVEMENT STATUS
			General Performance	Closing the Gap		
2011	Average	Good	TBD	TBD	Not Met	N/A
2010	N/A	N/A	N/A	N/A	N/A	N/A
2009	N/A	N/A	N/A	N/A	N/A	N/A

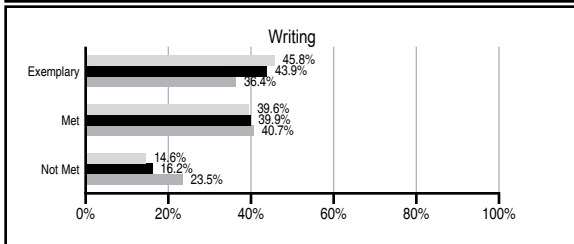
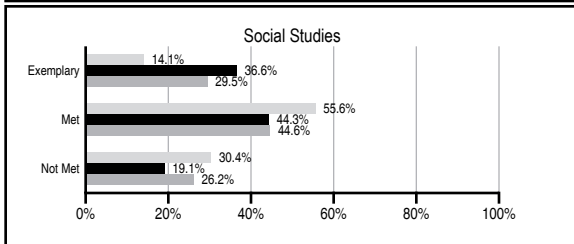
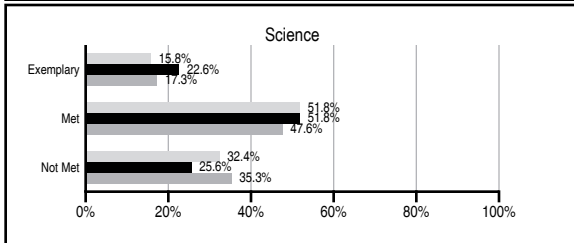
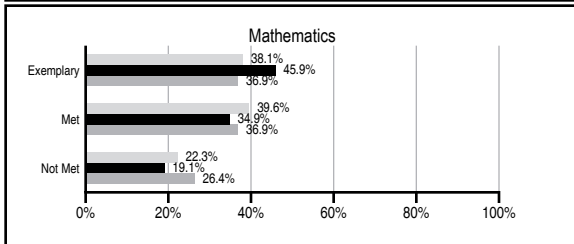
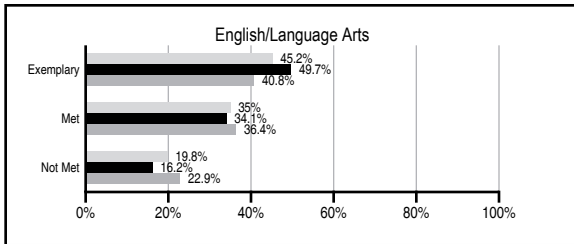
## ABSOLUTE RATINGS OF ELEMENTARY SCHOOLS WITH STUDENTS LIKE OURS\*

EXCELLENT	GOOD	AVERAGE	BELOW AVERAGE	AT-RISK
31	35	12	0	0

\* Ratings are calculated with data available by 11/09/2011. Schools with Students Like Ours are Elementary Schools with Poverty Indices of no more than 5% above or below the index for this school.




## PASS PERFORMANCE

Our School
  Elementary Schools with Students Like Ours
  Elementary schools statewide



## NAEP PERFORMANCE\*

\* Performance reported for SC and nation, data not available at school level. Percentages at NAEP Achievement Levels.



## SC PERFORMANCE VISION

*By 2020 all students will graduate with the knowledge and skills necessary to compete successfully in the global economy, participate in a democratic society and contribute positively as members of families and communities.*

### Abbreviations Key

N/A Not Applicable N/AV Not Available N/C Not Collected N/R Not Reported I/S Insufficient Sample TBD To be determined

NI Newly Identified CSI Continuing School Improvement CA Corrective Action RP Plan to Restructure R Restructure DELAY School Improvement Status HOLD School Improvement Status

# PRITCHARDVILLE ELEMENTARY [Beaufort County]

## SCHOOL PROFILE

	Our School	Change from Last Year	Elementary Schools with Students Like Ours	Median Elementary School
<b>Students (n=515)</b>				
Retention rate	0.0%	N/A	0.9%	1.1%
Attendance rate	96.2%	N/A	96.3%	96.2%
Served by gifted and talented program	18.7%	N/A	20.0%	13.4%
With disabilities other than speech	1.9%	N/A	3.6%	4.1%
Older than usual for grade	0.4%	N/A	0.2%	0.3%
Out-of-school suspensions or expulsions for violent and/or criminal offenses	0.0%	N/R	0.0%	0.0%
<b>Teachers (n=36)</b>				
Teachers with advanced degrees	66.7%	N/A	65.9%	62.5%
Continuing contract teachers	69.4%	N/A	90.8%	88.2%
Teachers returning from previous year	N/A	N/A	90.2%	87.8%
Teacher attendance rate	91.8%	N/R	95.0%	95.2%
Average teacher salary*	\$47,755	I/S	\$48,080	\$46,773
Classes not taught by highly qualified teachers	4.6%	N/A	0.0%	0.0%
Professional development days/teacher	14.2 days	N/R	11.0 days	10.5 days
<b>School</b>				
Principal's years at school	1.0	N/R	5.0	4.0
Student-teacher ratio in core subjects	20.8 to 1	N/R	20.8 to 1	19.9 to 1
Prime instructional time	85.7%	N/R	90.2%	90.4%
Opportunities in the arts	Good	N/R	Good	Good
SACS accreditation	Yes	N/R	Yes	Yes
Parents attending conferences	85.8%	N/R	100.0%	100.0%
Character development program	Good	N/R	Excellent	Excellent
Dollars spent per pupil**	N/A	N/A	\$7,186	\$7,447
Percent of expenditures for instruction**	N/A	N/A	68.8%	68.4%
Percent of expenditures for teacher salaries**	N/A	N/A	66.6%	65.8%
% of AYP objectives met	96.0%		94.7%	90.5%

\* Length of contract = 185+ days.

\*\* Prior year audited financial data available.

## REPORT OF PRINCIPAL AND SCHOOL IMPROVEMENT COUNCIL

Our inaugural year as an elementary school was a great experience for our staff, parents, students and community. We had a lot of "firsts". We organized our PTO and SIC. Our norms and vision were established. Many procedures and committees were put in place by the dedicated teachers that serve our students.

Various people played a key role in our success this year. The district office personnel were very supportive in our effort to establish ourselves among the great schools within our district. We were appreciative of the financial contribution of Okatie Elementary's PTO. Our PTO executive board worked very hard to ensure that our students benefited from their involvement throughout the whole year.

PVES students are expected to contribute to our school environment in a positive way. We subscribe to the contents of the Positive Behavior Intervention Support approach. We display REACH behaviors in all parts of our day and in every area of our school. Our students have exemplified REACH – They show Respect to others and themselves, give a great Effort every time, display a positive Attitude, Cooperate with others, and show Honesty.

We are looking forward to another signature year. New programs like our Advanced Mathematics Engineering and Science Academy will be added during our 2nd year. At Pritchardville we are extremely proud of our students. They have assimilated to our motto – "Academic Excellence and Positive Behavior goes Hand in Hand. Our students have also shown that they believe in our mantra – "We are Great and Getting Greater"!

Next year will be a very promising year.

Charles R. Johnson – Principal  
Mary Beth Roulston – Assistant Principal

## EVALUATION RESULTS

	Teachers	Students*	Parents*
Number of surveys returned	33	51	44
Percent satisfied with learning environment	100.0%	94.1%	88.4%
Percent satisfied with social and physical environment	100.0%	92.2%	95.5%
Percent satisfied with school-home relations	100.0%	88.0%	83.7%

\*Only students at the highest elementary school grade level at this school and their parents were included.

Comprehensive detail, including definitions of ratings, performance criteria, and explanations of status, is available on [www.ed.sc.gov](http://www.ed.sc.gov) and [www.eoc.sc.gov](http://www.eoc.sc.gov) as well as school and school district websites.

Printed versions are available from school districts upon request.

### Abbreviations Key

N/A Not Applicable N/AV Not Available N/C Not Collected N/R Not Reported I/S Insufficient Sample TBD To be determined  
NI Newly Identified CSI Continuing School Improvement CA Corrective Action RP Plan to Restructure R Restructure DELAY School Improvement Status HOLD School Improvement Status