



SC Annual School Report Card Summary

RED CEDAR ELEMENTARY
Beaufort County
Grades: PK-5 Enrollment: 726
Principal: Kathleen K. Corley
Superintendent: Dr. Valerie Truesdale
Board Chair: Fred Washington

PERFORMANCE

Comprehensive detail, including definitions of ratings, performance criteria, and explanations of status, is available on www.ed.sc.gov and www.eoc.sc.gov as well as school and school district websites. Printed versions are available from school districts upon request.

YEAR	ABSOLUTE RATING	GROWTH RATING	PALMETTO GOLD AND SILVER AWARD		AYP STATUS	NCLB IMPROVEMENT STATUS
			General Performance	Closing the Gap		
2011	Average	Good	TBD	TBD	Met	N/A
2010	Average	Good	Silver	N/A	Met	N/A
2009	N/A	N/A	N/A	N/A	N/A	N/A

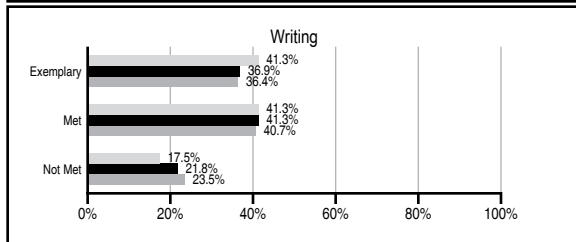
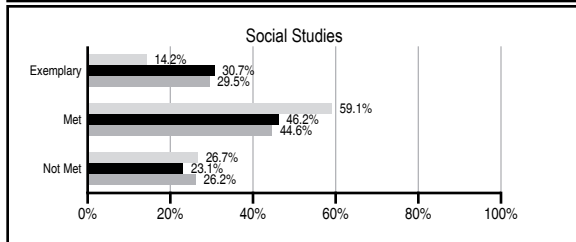
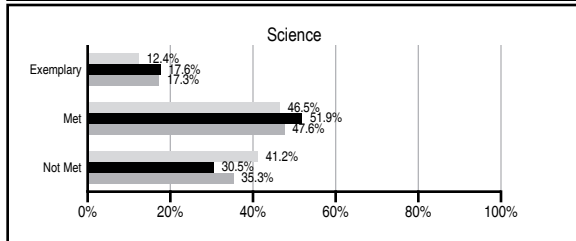
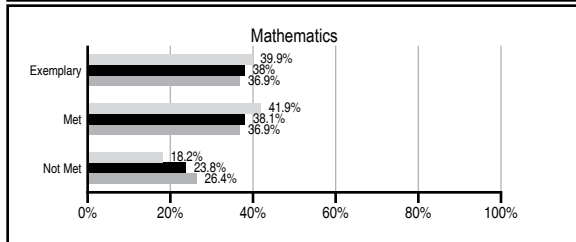
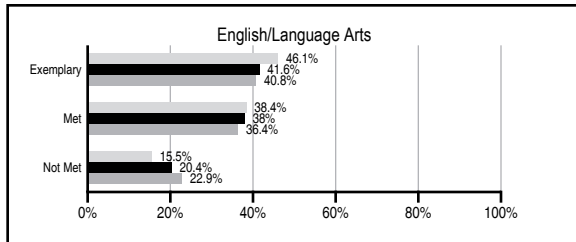
ABSOLUTE RATINGS OF ELEMENTARY SCHOOLS WITH STUDENTS LIKE OURS*

EXCELLENT	GOOD	AVERAGE	BELOW AVERAGE	AT-RISK
21	35	57	1	0

* Ratings are calculated with data available by 11/09/2011. Schools with Students Like Ours are Elementary Schools with Poverty Indices of no more than 5% above or below the index for this school.

PASS PERFORMANCE

Our School
 Elementary Schools with Students Like Ours
 Elementary schools statewide



NAEP PERFORMANCE*

* Performance reported for SC and nation, data not available at school level. Percentages at NAEP Achievement Levels.



SC PERFORMANCE VISION

By 2020 all students will graduate with the knowledge and skills necessary to compete successfully in the global economy, participate in a democratic society and contribute positively as members of families and communities.

Abbreviations Key

N/A Not Applicable N/AV Not Available N/C Not Collected N/R Not Reported I/S Insufficient Sample TBD To be determined

NI Newly Identified CSI Continuing School Improvement CA Corrective Action RP Plan to Restructure R Restructure DELAY School Improvement Status HOLD School Improvement Status

RED CEDAR ELEMENTARY [Beaufort County]

SCHOOL PROFILE

	Our School	Change from Last Year	Elementary Schools with Students Like Ours	Median Elementary School
Students (n=726)				
Retention rate	3.4%	Up from 0.0%	1.3%	1.1%
Attendance rate	97.0%	Up from 96.5%	96.1%	96.2%
Served by gifted and talented program	17.6%	Up from 8.9%	14.3%	13.4%
With disabilities other than speech	2.2%	Down from 4.1%	4.8%	4.1%
Older than usual for grade	0.0%	Down from 0.2%	0.3%	0.3%
Out-of-school suspensions or expulsions for violent and/or criminal offenses	0.0%	No Change	0.0%	0.0%
Teachers (n=49)				
Teachers with advanced degrees	46.9%	Down from 50.9%	61.1%	62.5%
Continuing contract teachers	67.3%	Down from 67.9%	90.1%	88.2%
Teachers returning from previous year	N/A	N/A	88.3%	87.8%
Teacher attendance rate	95.5%	Up from 95.3%	95.2%	95.2%
Average teacher salary*	\$44,284	Down 0.1%	\$46,521	\$46,773
Classes not taught by highly qualified teachers	1.7%	No Change	0.0%	0.0%
Professional development days/teacher	9.9 days	Down from 11.4 days	10.5 days	10.5 days
School				
Principal's years at school	2.0	Up from 1.0	4.5	4.0
Student-teacher ratio in core subjects	23.7 to 1	Up from 23.4 to 1	20.1 to 1	19.9 to 1
Prime instructional time	91.0%	Up from 90.2%	90.4%	90.4%
Opportunities in the arts	Excellent	No Change	Good	Good
SACS accreditation	Yes	No Change	Yes	Yes
Parents attending conferences	100.0%	No Change	100.0%	100.0%
Character development program	Good	No Change	Excellent	Excellent
Dollars spent per pupil**	\$6,642	N/A	\$7,094	\$7,447
Percent of expenditures for instruction**	76.5%	N/A	68.4%	68.4%
Percent of expenditures for teacher salaries**	71.4%	N/A	65.4%	65.8%
% of AYP objectives met	100.0%	No Change	94.0%	90.5%

* Length of contract = 185+ days.

** Prior year audited financial data available.

EVALUATION RESULTS

	Teachers	Students*	Parents*
Number of surveys returned	33	82	75
Percent satisfied with learning environment	93.9%	91.5%	93.2%
Percent satisfied with social and physical environment	93.9%	93.9%	90.4%
Percent satisfied with school-home relations	93.9%	93.9%	93.2%

*Only students at the highest elementary school grade level at this school and their parents were included.

REPORT OF PRINCIPAL AND SCHOOL IMPROVEMENT COUNCIL

Red Cedar Elementary School completed its second year quite successfully. We achieved AYO and were a Palmetto Silver Award recipient in 2010.

Students participated in community service events, donating 230 pounds of candy to send to our troops (and kept from eating by us), jumped rope for the Heart Association, raised funds for Extreme Makeover, Home Edition, sent school supplies to a girls' school in Afghanistan, and much more.

Students MAP scores are on the rise. Over two hundred of our students take part in our many clubs and activities before and after school (art, robotics, soccer, running, dance, drum and dance, drama, Honors Choir, Student Council). Seventeen students were identified as Duke TIP Scholars.

Our partnership with the Neighborhood Outreach Connection at Bluffton House became formalized. We became a Title One school.

Our WIT volunteers were, again, ever present to assist students in "whatever it takes" to help them succeed.

Our PTO provided financial and moral support to the teachers and students of Red Cedar. Our SIC "took care of business" (and both groups would welcome more help in doing so).

Thanks to a fabulous teaching staff, supportive parents, enthusiastic students, and a talented group of volunteers and community members, Red Cedar had a great year two, and look forward to even more success in 2011-2012.

Dr. Kathleen Corley, principal
Ms. Chavon Coleman, assistant principal

Comprehensive detail, including definitions of ratings, performance criteria, and explanations of status, is available on www.ed.sc.gov and www.eoc.sc.gov as well as school and school district websites.

Printed versions are available from school districts upon request.

Abbreviations Key

N/A Not Applicable N/AV Not Available N/C Not Collected N/R Not Reported I/S Insufficient Sample TBD To be determined
NI Newly Identified CSI Continuing School Improvement CA Corrective Action RP Plan to Restructure R Restructure DELAY School Improvement Status HOLD School Improvement Status