



SC Annual School Report Card Summary

HILTON HEAD INTERNATIONAL BACCALAUREATE
Beaufort County
Grades: 1-5 Enrollment: 779
Principal: Jill McAden
Superintendent: Dr. Valerie Truesdale
Board Chair: Fred Washington

PERFORMANCE

Comprehensive detail, including definitions of ratings, performance criteria, and explanations of status, is available on www.ed.sc.gov and www.eoc.sc.gov as well as school and school district websites. Printed versions are available from school districts upon request.

YEAR	ABSOLUTE RATING	GROWTH RATING	PALMETTO GOLD AND SILVER AWARD		AYP STATUS	NCLB IMPROVEMENT STATUS
			General Performance	Closing the Gap		
2011	Good	Excellent	TBD	TBD	Not Met	N/A
2010	Average	Good	Silver	N/A	Not Met	N/A
2009	Average	Good	Silver	N/A	Not Met	N/A

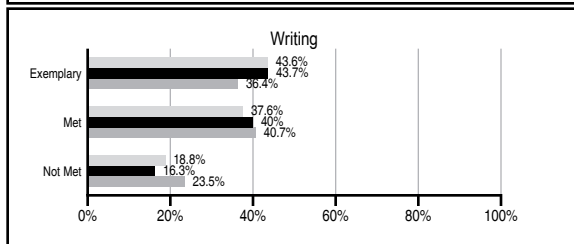
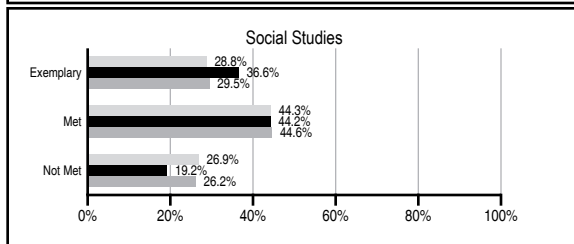
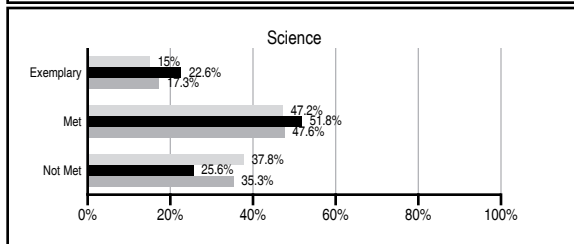
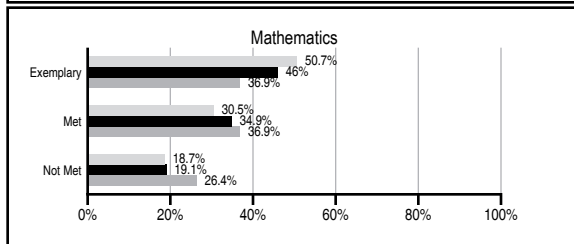
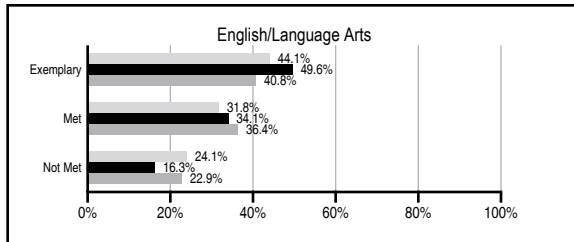
ABSOLUTE RATINGS OF ELEMENTARY SCHOOLS WITH STUDENTS LIKE OURS*

EXCELLENT	GOOD	AVERAGE	BELOW AVERAGE	AT-RISK
31	35	12	0	0

* Ratings are calculated with data available by 11/09/2011. Schools with Students Like Ours are Elementary Schools with Poverty Indices of no more than 5% above or below the index for this school.



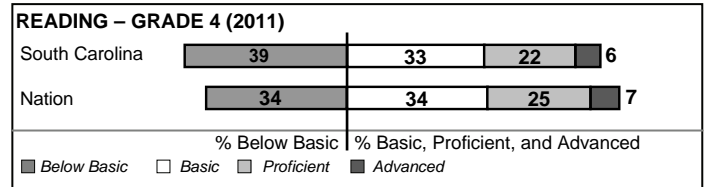
PASS PERFORMANCE

Our School
 Elementary Schools with Students Like Ours
 Elementary schools statewide



NAEP PERFORMANCE*

* Performance reported for SC and nation, data not available at school level. Percentages at NAEP Achievement Levels.



SC PERFORMANCE VISION

By 2020 all students will graduate with the knowledge and skills necessary to compete successfully in the global economy, participate in a democratic society and contribute positively as members of families and communities.

Abbreviations Key

N/A Not Applicable N/AV Not Available N/C Not Collected N/R Not Reported I/S Insufficient Sample TBD To be determined

NI Newly Identified CSI Continuing School Improvement CA Corrective Action RP Plan to Restructure R Restructure DELAY School Improvement Status HOLD School Improvement Status

HILTON HEAD INTERNATIONAL BACCALAUREATE ELEMENTARY [Beaufort County]

SCHOOL PROFILE

	Our School	Change from Last Year	Elementary Schools with Students Like Ours	Median Elementary School
Students (n=779)				
Retention rate	0.5%	No Change	0.9%	1.1%
Attendance rate	96.1%	Down from 96.9%	96.3%	96.2%
Served by gifted and talented program	21.8%	Down from 23.7%	20.1%	13.4%
With disabilities other than speech	3.1%	Down from 7.6%	3.5%	4.1%
Older than usual for grade	0.0%	No Change	0.2%	0.3%
Out-of-school suspensions or expulsions for violent and/or criminal offenses	0.0%	No Change	0.0%	0.0%
Teachers (n=60)				
Teachers with advanced degrees	68.3%	Down from 69.1%	65.9%	62.5%
Continuing contract teachers	73.3%	Down from 87.3%	91.0%	88.2%
Teachers returning from previous year	82.5%	Up from 80.7%	90.3%	87.8%
Teacher attendance rate	94.9%	Down from 95.8%	95.0%	95.2%
Average teacher salary*	\$51,978	Up 0.9%	\$48,080	\$46,773
Classes not taught by highly qualified teachers	1.7%	Up from 1.5%	0.0%	0.0%
Professional development days/teacher	11.6 days	Down from 11.7 days	11.0 days	10.5 days
School				
Principal's years at school	5.0	Up from 4.0	5.0	4.0
Student-teacher ratio in core subjects	21.1 to 1	Up from 16.8 to 1	20.8 to 1	19.9 to 1
Prime instructional time	89.8%	Down from 91.8%	90.2%	90.4%
Opportunities in the arts	Good	No Change	Good	Good
SACS accreditation	Yes	No Change	Yes	Yes
Parents attending conferences	97.3%	Down from 100.0%	100.0%	100.0%
Character development program	Excellent	No Change	Excellent	Excellent
Dollars spent per pupil**	\$8,802	Down 1.7%	\$7,159	\$7,447
Percent of expenditures for instruction**	68.8%	Down from 70.4%	68.8%	68.4%
Percent of expenditures for teacher salaries**	67.4%	Down from 68.9%	66.6%	65.8%
% of AYP objectives met	88.9%	Down from 93.1%	94.7%	90.5%

* Length of contract = 185+ days.

** Prior year audited financial data available.

REPORT OF PRINCIPAL AND SCHOOL IMPROVEMENT COUNCIL

Hilton Head Island Elementary School is an authorized International Baccalaureate School. The Primary Years Program guides our students to become inquiring, knowledgeable and caring young people who create a better world through intercultural respect and understanding. We are making solid growth in student achievement using data to guide our instruction which has become routine practice. We are continuing International Baccalaureate training for all teachers. Our students receive second language instruction with our third, fourth and fifth grade students receiving second language instruction five days a week.

Our school year has been filled with achievement and success. These milestones were accomplished by our students, teachers, administrators & volunteers. Academic Highlights include: increased PASS improvement score to "Good", recipient of the Palmetto Silver Award for Academic Excellence, achieved 96.9% student attendance rate, enrolled six single gender classes, qualified 15.6% of our student body for the Gifted & Talented program, outperformed & exceeded exemplary state averages in Math, ELA, & Writing. We were the recipient of a 3.2 million dollar grant to implement CLIMB. (Critical Language Initiative in Mandarin in Beaufort). This immersion classroom had 27 first grade students who learned Mandarin Chinese. These students will continue with their language immersion in the second grade. Teacher Highlights: 72% of our teaching staff has advanced degrees. With the exception of our retirees, we retained our existing, trained Primary Years Program teaching staff. We implemented Power School, a grading & attendance program to help better communicate with parents/guardians. We increased security with the installation of a secure front door & Lobby Guard system. We implemented Saturday School prior to the PASS exam. We achieved 99% student participation during the Extended Learning Days program. It was a fine school year!

Jill M. McAden, Principal
Kim Boyce, School Improvement Council Chair

EVALUATION RESULTS

	Teachers	Students*	Parents*
Number of surveys returned	59	130	85
Percent satisfied with learning environment	98.3%	93.8%	94.0%
Percent satisfied with social and physical environment	98.3%	93.8%	86.7%
Percent satisfied with school-home relations	94.7%	94.6%	91.5%

*Only students at the highest elementary school grade level at this school and their parents were included.

Comprehensive detail, including definitions of ratings, performance criteria, and explanations of status, is available on www.ed.sc.gov and www.eoc.sc.gov as well as school and school district websites.

Printed versions are available from school districts upon request.

Abbreviations Key

N/A Not Applicable N/AV Not Available N/C Not Collected N/R Not Reported I/S Insufficient Sample TBD To be determined
NI Newly Identified CSI Continuing School Improvement CA Corrective Action RP Plan to Restructure R Restructure DELAY School Improvement Status HOLD School Improvement Status