



SC Annual School Report Card Summary

HILTON HEAD SCHOOL FOR CREATIVE ARTS
Beaufort County
Grades: 1-5 Enrollment: 706
Principal: Gretchen Keefner
Superintendent: Dr. Valerie Truesdale
Board Chair: Fred Washington

PERFORMANCE

Comprehensive detail, including definitions of ratings, performance criteria, and explanations of status, is available on www.ed.sc.gov and www.eoc.sc.gov as well as school and school district websites. Printed versions are available from school districts upon request.

YEAR	ABSOLUTE RATING	GROWTH RATING	PALMETTO GOLD AND SILVER AWARD		AYP STATUS	NCLB IMPROVEMENT STATUS
			General Performance	Closing the Gap		
2011	Good	Average	TBD	TBD	Not Met	N/A
2010	Good	Good	Silver	N/A	Not Met	N/A
2009	Average	Good	Silver	Silver	Not Met	N/A

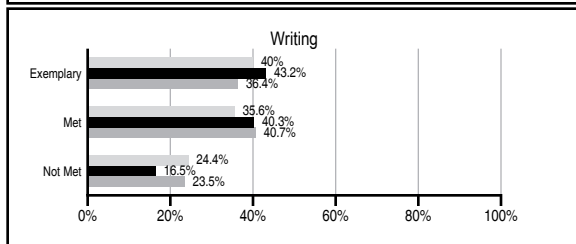
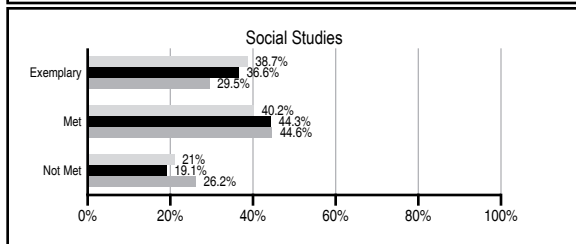
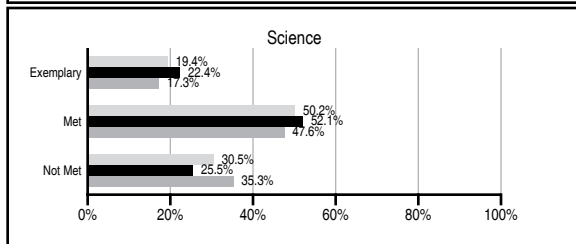
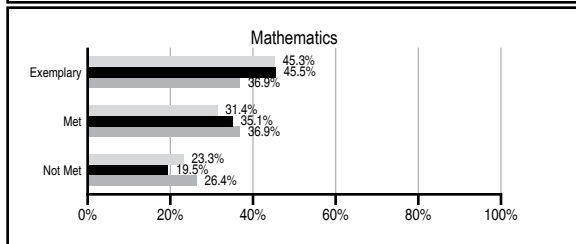
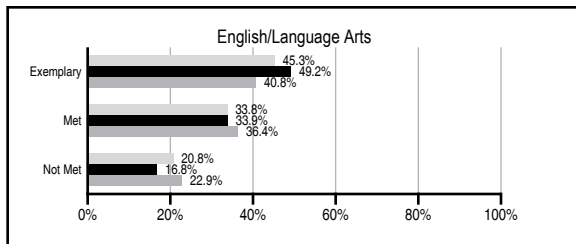
ABSOLUTE RATINGS OF ELEMENTARY SCHOOLS WITH STUDENTS LIKE OURS*

EXCELLENT	GOOD	AVERAGE	BELOW AVERAGE	AT-RISK
32	38	15	0	0

* Ratings are calculated with data available by 11/09/2011. Schools with Students Like Ours are Elementary Schools with Poverty Indices of no more than 5% above or below the index for this school.

PASS PERFORMANCE

Our School
 Elementary Schools with Students Like Ours
 Elementary schools statewide



NAEP PERFORMANCE*

* Performance reported for SC and nation, data not available at school level. Percentages at NAEP Achievement Levels.



SC PERFORMANCE VISION

By 2020 all students will graduate with the knowledge and skills necessary to compete successfully in the global economy, participate in a democratic society and contribute positively as members of families and communities.

Abbreviations Key

N/A Not Applicable N/AV Not Available N/C Not Collected N/R Not Reported I/S Insufficient Sample TBD To be determined

NI Newly Identified CSI Continuing School Improvement CA Corrective Action RP Plan to Restructure R Restructure DELAY School Improvement Status HOLD School Improvement Status

HILTON HEAD SCHOOL FOR CREATIVE ARTS [Beaufort

SCHOOL PROFILE

	Our School	Change from Last Year	Elementary Schools with Students Like Ours	Median Elementary School
Students (n=706)				
Retention rate	0.1%	Down from 0.8%	0.8%	1.1%
Attendance rate	96.7%	Up from 96.6%	96.2%	96.2%
Served by gifted and talented program	25.6%	Up from 22.5%	19.9%	13.4%
With disabilities other than speech	4.1%	Down from 6.9%	3.6%	4.1%
Older than usual for grade	0.3%	No Change	0.2%	0.3%
Out-of-school suspensions or expulsions for violent and/or criminal offenses	0.0%	No Change	0.0%	0.0%
Teachers (n=53)				
Teachers with advanced degrees	62.3%	Down from 62.5%	65.2%	62.5%
Continuing contract teachers	81.1%	Up from 76.8%	90.9%	88.2%
Teachers returning from previous year	87.6%	Up from 85.3%	90.0%	87.8%
Teacher attendance rate	94.4%	Down from 95.2%	95.0%	95.2%
Average teacher salary*	\$49,613	Up 2.2%	\$48,067	\$46,773
Classes not taught by highly qualified teachers	2.6%	Up from 1.5%	0.0%	0.0%
Professional development days/teacher	20.4 days	Down from 25.0 days	10.9 days	10.5 days
School				
Principal's years at school	6.0	Up from 5.0	5.0	4.0
Student-teacher ratio in core subjects	20.9 to 1	Up from 20.1 to 1	20.8 to 1	19.9 to 1
Prime instructional time	88.6%	Up from 84.7%	90.3%	90.4%
Opportunities in the arts	Excellent	No Change	Good	Good
SACS accreditation	Yes	No Change	Yes	Yes
Parents attending conferences	100.0%	Up from 99.7%	100.0%	100.0%
Character development program	Excellent	No Change	Excellent	Excellent
Dollars spent per pupil**	\$7,599	Down 2.3%	\$7,197	\$7,447
Percent of expenditures for instruction**	77.6%	Up from 76.0%	68.8%	68.4%
Percent of expenditures for teacher salaries**	75.8%	Up from 71.6%	66.6%	65.8%
% of AYP objectives met	69.0%	Down from 93.1%	94.7%	90.5%

* Length of contract = 185+ days.

** Prior year audited financial data available.

EVALUATION RESULTS

	Teachers	Students*	Parents*
Number of surveys returned	51	142	130
Percent satisfied with learning environment	100.0%	92.9%	87.8%
Percent satisfied with social and physical environment	100.0%	92.2%	92.3%
Percent satisfied with school-home relations	98.0%	95.1%	87.5%

*Only students at the highest elementary school grade level at this school and their parents were included.

REPORT OF PRINCIPAL AND SCHOOL IMPROVEMENT COUNCIL

Hilton Head Island Elementary School for the Creative Arts (HHIESCA), in its sixth year of operation as an arts-focused school of choice, ended the school year with 753 students increasing enrollment again this year by 3%. During the year, Daufuskie Island Elementary School was annexed to our school increasing opportunities for students at Daufuskie and linking this small school accessed only by boat to HHIESCA.

This year HHIESCA was recognized at the state and national levels in academics and the arts. Continued parent and community involvement in the school helped make our school a model in the district. HHIESCA was selected as one of five schools in the country to receive the 2010 John F. Kennedy Center for the Performing Arts National Schools of Distinction in Arts Education Award. This prestigious award came after receiving the South Carolina Kennedy Center Award for the second year in a row. This award validated our strong arts-focused approach to education and our commitment to providing art, music, dance and theatre to all students. Our school was also selected to design ornaments for the South Carolina Christmas Tree for the 2010 National Christmas Tree Lighting Ceremony at the Ellipse in Washington, DC. In December.

HHIESCA has the distinction of being one of four schools in the district to receive a Palmetto Silver Award for academic achievement for the fourth year in a row. Also being named a Palmetto's Finest semifinalist by the South Carolina Association of School Administrators brought district and state recognition of the school's achievement, culture, instructional programs, faculty and staff and school leadership.

Our school worked hard the past two years to be sure that a strong health and fitness program is in place. The President's Council on Fitness, Sports and Nutrition and the President's Challenge administrators recognized HHIESCA as a President's Challenge Demonstration Center based on the quality of our school's physical education program and our willingness to serve as a model for other schools in the state and throughout the nation for the next five years. HHIESCA was also designated as a Bronze Level South Carolina Healthy School by the SC Dept. of Education and the SC Dept. of Health and Environmental Control.

We are proud of our school staff. HHIESCA had the distinction of having both their Teacher of the Year and Support Staff Member of the Year selected as the Beaufort County Teacher and Support Staff Member of the Year. Our teachers also continue to grow professionally by their completion of 30 hours of staff development in technology, and a course on lesson planning and implementation (SIOP) to increase their skills when working with our second language learners.

A supportive PTA and an active SIC continued to work to increase student achievement, support the arts and wellness and update our School Renewal Plan. Their efforts support the district's and school's vision and mission statements making HHIESCA a great place to learn where "Every Child is a Masterpiece"!

Respectfully Submitted,
Gretchen Keefner, Principal Jennifer Jenkins, SIC Chair Charlyn Page, PTA President

Comprehensive detail, including definitions of ratings, performance criteria, and explanations of status, is available on www.ed.sc.gov and www.eoc.sc.gov as well as school and school district websites.

Printed versions are available from school districts upon request.

Abbreviations Key

N/A Not Applicable N/AV Not Available N/C Not Collected N/R Not Reported I/S Insufficient Sample TBD To be determined

NI Newly Identified CSI Continuing School Improvement CA Corrective Action RP Plan to Restructure R Restructure DELAY School Improvement Status HOLD School Improvement Status