



SC Annual School Report Card Summary

OKATIE ELEMENTARY
Beaufort County
Grades: PK-5 Enrollment: 636
Principal: Jamie Pinckney
Superintendent: Dr. Valerie Truesdale
Board Chair: Fred Washington

PERFORMANCE

Comprehensive detail, including definitions of ratings, performance criteria, and explanations of status, is available on www.ed.sc.gov and www.eoc.sc.gov as well as school and school district websites. Printed versions are available from school districts upon request.

YEAR	ABSOLUTE RATING	GROWTH RATING	PALMETTO GOLD AND SILVER AWARD		AYP STATUS	NCLB IMPROVEMENT STATUS
			General Performance	Closing the Gap		
2011	Excellent	Excellent	TBD	TBD	Met	N/A
2010	Excellent	Excellent	Gold	Silver	Met	N/A
2009	Good	Average	N/A	N/A	Met	N/A

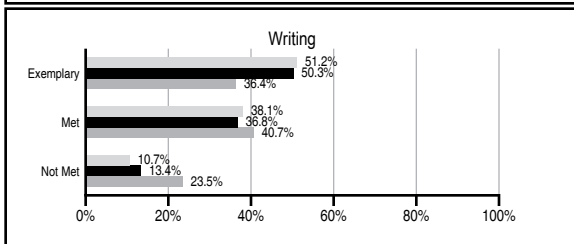
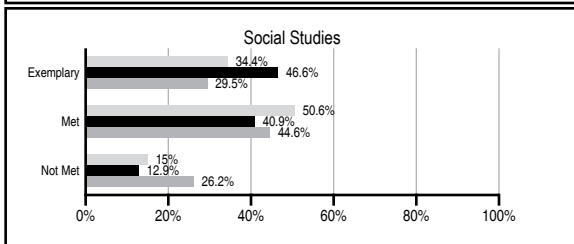
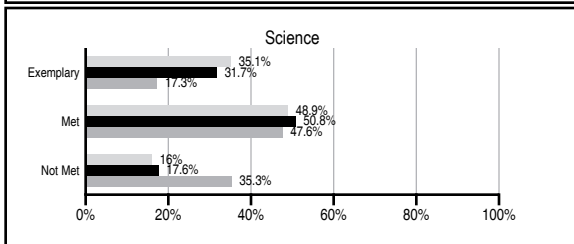
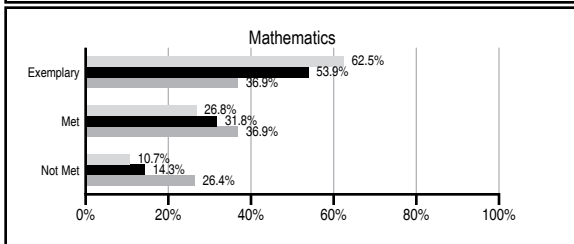
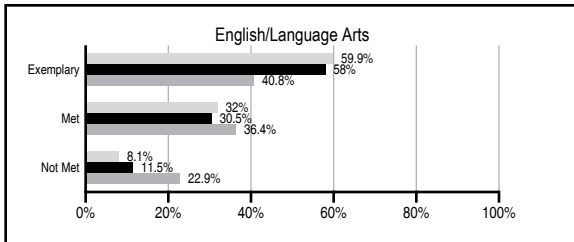
ABSOLUTE RATINGS OF ELEMENTARY SCHOOLS WITH STUDENTS LIKE OURS*

EXCELLENT	GOOD	AVERAGE	BELOW AVERAGE	AT-RISK
30	3	0	1	0

* Ratings are calculated with data available by 11/09/2011. Schools with Students Like Ours are Elementary Schools with Poverty Indices of no more than 5% above or below the index for this school.

PASS PERFORMANCE

Our School
 Elementary Schools with Students Like Ours
 Elementary schools statewide



NAEP PERFORMANCE*

* Performance reported for SC and nation, data not available at school level. Percentages at NAEP Achievement Levels.



SC PERFORMANCE VISION

By 2020 all students will graduate with the knowledge and skills necessary to compete successfully in the global economy, participate in a democratic society and contribute positively as members of families and communities.

Abbreviations Key

N/A Not Applicable N/AV Not Available N/C Not Collected N/R Not Reported I/S Insufficient Sample TBD To be determined

NI Newly Identified CSI Continuing School Improvement CA Corrective Action RP Plan to Restructure R Restructure DELAY School Improvement Status HOLD School Improvement Status

OKATIE ELEMENTARY [Beaufort County]

SCHOOL PROFILE

	Our School	Change from Last Year	Elementary Schools with Students Like Ours	Median Elementary School
Students (n=636)				
Retention rate	0.7%	Up from 0.4%	0.8%	1.1%
Attendance rate	96.7%	Down from 97.0%	96.5%	96.2%
Served by gifted and talented program	31.3%	Up from 19.9%	22.8%	13.4%
With disabilities other than speech	2.1%	Down from 4.1%	3.1%	4.1%
Older than usual for grade	0.0%	Down from 0.2%	0.2%	0.3%
Out-of-school suspensions or expulsions for violent and/or criminal offenses	0.0%	No Change	0.0%	0.0%
Teachers (n=46)				
Teachers with advanced degrees	63.0%	Down from 63.4%	66.2%	62.5%
Continuing contract teachers	80.4%	Up from 65.9%	90.3%	88.2%
Teachers returning from previous year	76.9%	Up from 74.8%	89.4%	87.8%
Teacher attendance rate	92.8%	Up from 92.3%	95.6%	95.2%
Average teacher salary*	\$47,053	Up 1.8%	\$47,850	\$46,773
Classes not taught by highly qualified teachers	0.0%	No Change	0.0%	0.0%
Professional development days/teacher	20.6 days	Up from 18.3 days	9.6 days	10.5 days
School				
Principal's years at school	0.1	Down from 7.0	4.3	4.0
Student-teacher ratio in core subjects	13.0 to 1	Down from 20.1 to 1	21.4 to 1	19.9 to 1
Prime instructional time	88.2%	Up from 87.4%	91.7%	90.4%
Opportunities in the arts	Good	No Change	Good	Good
SACS accreditation	Yes	No Change	Yes	Yes
Parents attending conferences	100.0%	No Change	100.0%	100.0%
Character development program	Excellent	No Change	Excellent	Excellent
Dollars spent per pupil**	\$8,784	Up 17.7%	\$7,096	\$7,447
Percent of expenditures for instruction**	72.3%	Down from 75.7%	69.8%	68.4%
Percent of expenditures for teacher salaries**	70.9%	Down from 73.0%	68.4%	65.8%
% of AYP objectives met	100.0%	No Change	100.0%	90.5%

* Length of contract = 185+ days.

** Prior year audited financial data available.

EVALUATION RESULTS

	Teachers	Students*	Parents*
Number of surveys returned	28	83	78
Percent satisfied with learning environment	96.4%	94.0%	96.1%
Percent satisfied with social and physical environment	100.0%	92.8%	96.1%
Percent satisfied with school-home relations	96.4%	96.4%	93.5%

*Only students at the highest elementary school grade level at this school and their parents were included.

REPORT OF PRINCIPAL AND SCHOOL IMPROVEMENT COUNCIL

Okatie Elementary School made Adequate Yearly Progress (AYP) for the second consecutive year! We earned an "Excellent" Absolute rating and an "Excellent" Improvement rating. Spring MAP score results showed OES students reaching 10 out of the 12 goals set by Beaufort County School District. Our fourth and fifth grade Gifted and Talented teams placed first and second in the Stock Market Game. One of our fourth grade student's posters will be part of the SC Economics Calendar and a fifth grade student placed first in the state Intuit InvestWrite Writing Contest. We are very proud of our students' and staff's strong progress, concerted effort and focus on learning.

In the fall of 2010, we welcomed 100 plus students who were reassigned to us from the Willows, Arborwood, and Sandy Point communities. Our families have transitioned smoothly, bringing PK-5 population to over 650 students. Okatie applied for the "All Health Team" grant sponsored by DHEC, Blue Cross Blue Shield, and WISV and we won a Bronze award for our "Healthy Steps" program! We were given two monetary awards totaling \$2500 and featured in an Eat Smart commercial aired in Columbia on WISV. Monies were used to purchase two composters for our garden, "Okie Acres" and to provide continued support for our "Healthy Steps" next school year, 2011-2012. Our very own science lab teacher, Mrs. Goodman, was chosen by the Department of Agriculture to make a "Farm to school" video. ETV made a site visit to film Mrs. Goodman and some of her student gardeners preparing for "Taste of the Garden," when the every student is able to enjoy a sample of potatoes, beans, tomatoes, and squash grown on our campus. Several staff were awarded Bright Ideas grants including, D. J. Wilson, Jessica Deckert, Valecia Whitfield, and Elizabeth Goodwin. Julie Fletcher applied for and received an Education Foundation grant. Helen Goodman was awarded a Soil and Conservation grant, and Elizabeth Goodwin received an Island School Council grant. These awards are due to the conscious efforts of our staff, parents, and community members working together to provide a comprehensive education for our students.

Okatie students and staff continued to focus their attention on becoming more health-conscious this year. We held our 3rd Health Fair with over 25 community agencies participating. Our Student Council organized a fundraiser for Tsunami Relief in Japan, giving over \$500 to the Red Cross. The students also helped raise funds for the Diabetes Walk-a-thon and local animal shelter. Our School Improvement Council and Student Council met with the Sodexo cafeteria staff to eliminate ice cream from the menu and add a salad bar to our daily choices. The students logged miles at home and school on their trek to Cape Town, South Africa, traveling a total of 8,057 miles. In the fall, we added "Scarecrow Scoot" to the students' health initiatives. The "Kids on the Run" club has dramatically grown since we had our first Foot Flight 4 years ago in 2008. Students were responsible for logging their own physical activity and miles. We also adopted school-wide core values: Respect and Responsibility. Quarterly recognitions are made to students who consistently model these values.

Laura Phillips, Literacy Coach, was awarded the Sun City Solheim Cup Grant again this year so that she can continue to add books to our W.H.O.O.S. Reading library. Jorja Scott and Tracey Cannon continued to promote and oversee our recycling program. Five teachers have been accepted into the District Science and Math Master's Program: Amie Sweet, Danielle Hunt, Michelle Block, Nancy Wilbraham, and our Teacher of the Year, Marlayna Tracy. Our Support Staff of the Year, Lynne Nagel Graham, has been a Paraprofessional in our Pre-Kindergarten classes for eight years. Our Volunteer of the

Comprehensive detail, including definitions of ratings, performance criteria, and explanations of status, is available on www.ed.sc.gov and www.eoc.sc.gov as well as school and school district websites.

Printed versions are available from school districts upon request.

Abbreviations Key

N/A Not Applicable N/AV Not Available N/C Not Collected N/R Not Reported I/S Insufficient Sample TBD To be determined
 NI Newly Identified CSI Continuing School Improvement CA Corrective Action RP Plan to Restructure R Restructure DELAY School Improvement Status HOLD School Improvement Status