



SC Annual School Report Card Summary

COOSA ELEMENTARY
Beaufort County
Grades: PK-4 Enrollment: 497
Principal: Carmen Dillard
Superintendent: Dr. Valerie Truesdale
Board Chair: Fred Washington

PERFORMANCE

Comprehensive detail, including definitions of ratings, performance criteria, and explanations of status, is available on www.ed.sc.gov and www.eoc.sc.gov as well as school and school district websites. Printed versions are available from school districts upon request.

YEAR	ABSOLUTE RATING	GROWTH RATING	PALMETTO GOLD AND SILVER AWARD		AYP STATUS	NCLB IMPROVEMENT STATUS
			General Performance	Closing the Gap		
2011	Excellent	Excellent	TBD	TBD	Met	N/A
2010	Good	Excellent	Gold	Silver	Met	N/A
2009	Good	Average	N/A	N/A	Met	N/A

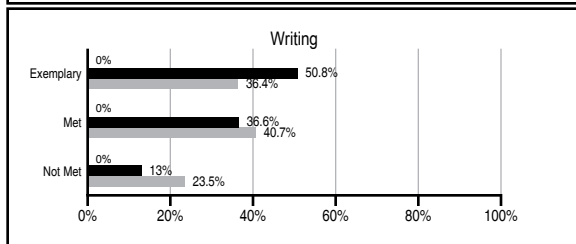
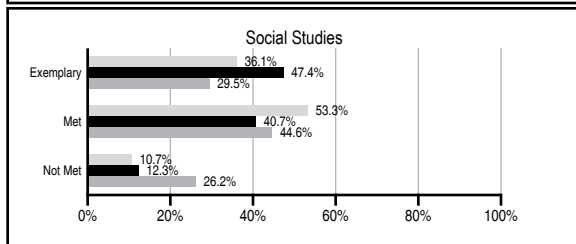
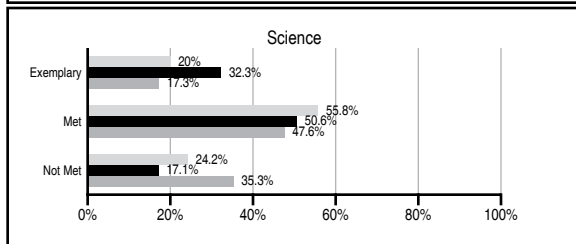
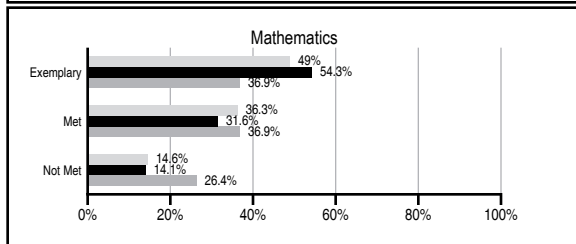
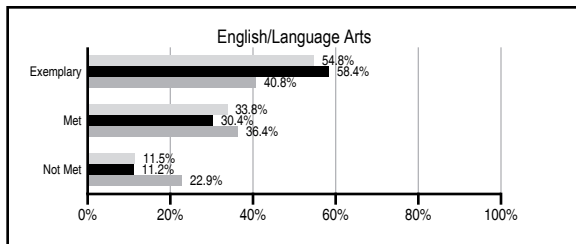
ABSOLUTE RATINGS OF ELEMENTARY SCHOOLS WITH STUDENTS LIKE OURS*

EXCELLENT	GOOD	AVERAGE	BELOW AVERAGE	AT-RISK
30	1	0	1	0

* Ratings are calculated with data available by 11/09/2011. Schools with Students Like Ours are Elementary Schools with Poverty Indices of no more than 5% above or below the index for this school.

PASS PERFORMANCE

Our School
 Elementary Schools with Students Like Ours
 Elementary schools statewide



NAEP PERFORMANCE*

* Performance reported for SC and nation, data not available at school level. Percentages at NAEP Achievement Levels.



SC PERFORMANCE VISION

By 2020 all students will graduate with the knowledge and skills necessary to compete successfully in the global economy, participate in a democratic society and contribute positively as members of families and communities.

Abbreviations Key

N/A Not Applicable N/AV Not Available N/C Not Collected N/R Not Reported I/S Insufficient Sample TBD To be determined

NI Newly Identified CSI Continuing School Improvement CA Corrective Action RP Plan to Restructure R Restructure DELAY School Improvement Status HOLD School Improvement Status

COOSA ELEMENTARY [Beaufort County]

SCHOOL PROFILE

	Our School	Change from Last Year	Elementary Schools with Students Like Ours	Median Elementary School
Students (n=497)				
Retention rate	0.6%	Down from 1.4%	0.7%	1.1%
Attendance rate	96.1%	Up from 96.0%	96.5%	96.2%
Served by gifted and talented program	20.3%	Up from 17.8%	25.1%	13.4%
With disabilities other than speech	1.1%	Down from 1.9%	2.8%	4.1%
Older than usual for grade	0.0%	Down from 0.2%	0.2%	0.3%
Out-of-school suspensions or expulsions for violent and/or criminal offenses	2.0%	Up from 0.4%	0.0%	0.0%
Teachers (n=36)				
Teachers with advanced degrees	66.7%	Down from 70.0%	67.1%	62.5%
Continuing contract teachers	83.3%	Up from 77.5%	90.3%	88.2%
Teachers returning from previous year	82.1%	Down from 87.6%	89.3%	87.8%
Teacher attendance rate	95.7%	Up from 94.1%	95.6%	95.2%
Average teacher salary*	\$51,467	Up 0.2%	\$48,105	\$46,773
Classes not taught by highly qualified teachers	0.0%	Down from 6.3%	0.0%	0.0%
Professional development days/teacher	7.8 days	Down from 8.1 days	9.4 days	10.5 days
School				
Principal's years at school	3.0	Up from 2.0	4.0	4.0
Student-teacher ratio in core subjects	20.0 to 1	Up from 19.4 to 1	21.4 to 1	19.9 to 1
Prime instructional time	90.6%	Up from 88.5%	91.8%	90.4%
Opportunities in the arts	Good	No Change	Good	Good
SACS accreditation	Yes	No Change	Yes	Yes
Parents attending conferences	100.0%	No Change	100.0%	100.0%
Character development program	Excellent	No Change	Excellent	Excellent
Dollars spent per pupil**	\$7,994	Up 8.6%	\$7,127	\$7,447
Percent of expenditures for instruction**	73.3%	Up from 70.8%	69.3%	68.4%
Percent of expenditures for teacher salaries**	71.5%	Up from 69.3%	68.0%	65.8%
% of AYP objectives met	100.0%	No Change	100.0%	90.5%

* Length of contract = 185+ days.

** Prior year audited financial data available.

EVALUATION RESULTS

	Teachers	Students*	Parents*
Number of surveys returned	38	87	83
Percent satisfied with learning environment	97.4%	88.2%	86.4%
Percent satisfied with social and physical environment	97.4%	90.6%	95.1%
Percent satisfied with school-home relations	97.4%	90.6%	80.2%

*Only students at the highest elementary school grade level at this school and their parents were included.

REPORT OF PRINCIPAL AND SCHOOL IMPROVEMENT COUNCIL

Coosa Elementary School had a very successful 2010-2011 school year. Once again, the school met AYP (Adequate Yearly Progress) under the federal "No Child Left Behind" legislation. We are extremely proud of our student achievement results on the 2010 PASS and 2010-2011 MAP results, and continue to seek and implement ways to build on past success to maintain academic excellence.

We celebrate the results of our 2010 School Report Card, which awarded Coosa an Absolute Rating of Good, and a Growth Rating of Excellent (an improvement from the 2008 rating of Below Average and the 2009 Rating of Average). Our goal is to carry on that forward momentum of improvement by use of instructional "Best Practices" that have proven positive results, while we examine areas where we still need to grow.

The success of Coosa Elementary can be attributed to the participation, involvement, and collaborative efforts of dedicated students, parents, faculty and staff, and a community that sees the value and need for a quality education. The Coosa Business Partners offer assistance anytime they are asked. The combined efforts of all these stakeholders provide a support system for our next generation.

This past year, we had Instructional Coaches in Literacy, Math, and Technology who supported teachers in further developing "best instructional practices" through professional learning opportunities and acquisition of resources. The number of National Board Certified teachers grew to eleven, nine of our teachers are now gifted endorsed, and six teachers are pursuing higher degrees. Throughout the school, each teacher is devoted to our mission of building "a safe, secure learning community that challenges students to become lifelong learners and productive citizens in our global society." We continue to hold high expectations of ourselves as educators, as well as our students. Student failure is unacceptable, and we work tirelessly to see that each and every student receives a rigorous and fulfilling education.

A very active School Improvement Council and Parent Teacher Organization, along with the faculty and staff, offer feedback in our ongoing self-evaluation and yearly update of the School Renewal Plan. The strategic goals of this plan are aligned with the school district goals and include increased student achievement, use of "best practices," actively engaging community and stakeholders, providing resources to support learning, ensuring a safe and healthy environment, and effective communication.

Coosa continues to keep the value of student learning our first priority and live by our motto of "Building Our Future...One Child at a Time."

Carmen Dillard, Principal
Audra Powell, SIC Chairperson

Comprehensive detail, including definitions of ratings, performance criteria, and explanations of status, is available on www.ed.sc.gov and www.eoc.sc.gov as well as school and school district websites.

Printed versions are available from school districts upon request.

Abbreviations Key

N/A Not Applicable N/AV Not Available N/C Not Collected N/R Not Reported I/S Insufficient Sample TBD To be determined

NI Newly Identified CSI Continuing School Improvement CA Corrective Action RP Plan to Restructure R Restructure DELAY School Improvement Status HOLD School Improvement Status