

# SC Annual School Report Card Summary

**BLUFFTON ELEMENTARY**  
**Beaufort County**  
**Grades: PK-5** Enrollment: 594  
**Principal: Mrs. Christine Brown**  
**Superintendent: Dr. Valerie Truesdale**  
**Board Chair: Fred Washington**

## PERFORMANCE

Comprehensive detail, including definitions of ratings, performance criteria, and explanations of status, is available on [www.ed.sc.gov](http://www.ed.sc.gov) and [www.eoc.sc.gov](http://www.eoc.sc.gov) as well as school and school district websites. Printed versions are available from school districts upon request.

YEAR	ABSOLUTE RATING	GROWTH RATING	PALMETTO GOLD AND SILVER AWARD		AYP STATUS	NCLB IMPROVEMENT STATUS
			General Performance	Closing the Gap		
2011	Good	Good	TBD	TBD	Met	N/A
2010	Good	Excellent	Gold	Silver	Not Met	N/A
2009	Good	Good	Silver	Silver	Not Met	N/A

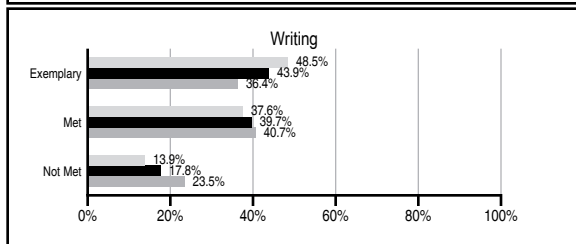
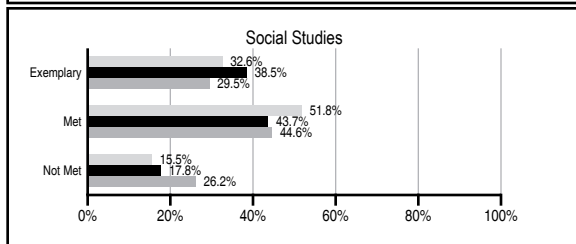
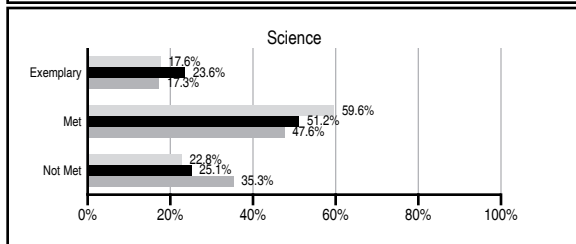
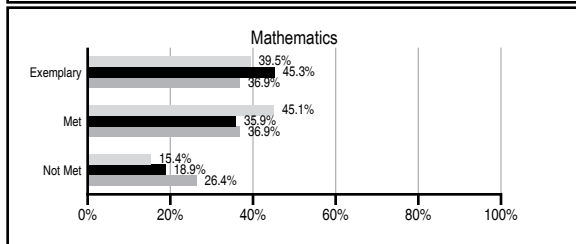
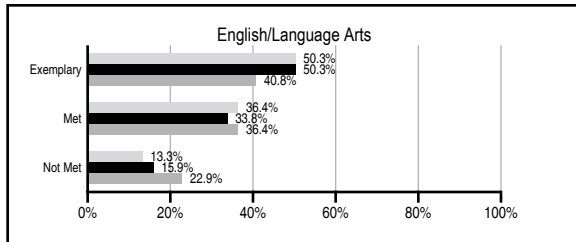
## ABSOLUTE RATINGS OF ELEMENTARY SCHOOLS WITH STUDENTS LIKE OURS\*

EXCELLENT	GOOD	AVERAGE	BELOW AVERAGE	AT-RISK
29	29	5	1	0

\* Ratings are calculated with data available by 11/09/2011. Schools with Students Like Ours are Elementary Schools with Poverty Indices of no more than 5% above or below the index for this school.

## PASS PERFORMANCE

Our School
  Elementary Schools with Students Like Ours
  Elementary schools statewide



## NAEP PERFORMANCE\*

\* Performance reported for SC and nation, data not available at school level. Percentages at NAEP Achievement Levels.



## SC PERFORMANCE VISION

*By 2020 all students will graduate with the knowledge and skills necessary to compete successfully in the global economy, participate in a democratic society and contribute positively as members of families and communities.*

### Abbreviations Key

N/A Not Applicable N/AV Not Available N/C Not Collected N/R Not Reported I/S Insufficient Sample TBD To be determined

NI Newly Identified CSI Continuing School Improvement CA Corrective Action RP Plan to Restructure R Restructure DELAY School Improvement Status HOLD School Improvement Status

# BLUFFTON ELEMENTARY [Beaufort County]

## SCHOOL PROFILE

	Our School	Change from Last Year	Elementary Schools with Students Like Ours	Median Elementary School
<b>Students (n=594)</b>				
Retention rate	1.3%	Down from 1.5%	0.9%	1.1%
Attendance rate	96.7%	Down from 96.8%	96.5%	96.2%
Served by gifted and talented program	19.8%	Up from 16.1%	20.1%	13.4%
With disabilities other than speech	2.3%	Down from 3.0%	3.7%	4.1%
Older than usual for grade	0.2%	Down from 0.4%	0.2%	0.3%
Out-of-school suspensions or expulsions for violent and/or criminal offenses	0.0%	No Change	0.0%	0.0%
<b>Teachers (n=46)</b>				
Teachers with advanced degrees	50.0%	Up from 45.5%	63.9%	62.5%
Continuing contract teachers	65.2%	Up from 62.1%	90.6%	88.2%
Teachers returning from previous year	77.1%	Down from 83.0%	89.7%	87.8%
Teacher attendance rate	94.0%	Down from 94.8%	95.1%	95.2%
Average teacher salary*	\$46,502	Up 2.0%	\$48,398	\$46,773
Classes not taught by highly qualified teachers	2.1%	Up from 1.3%	0.0%	0.0%
Professional development days/teacher	24.2 days	Up from 21.3 days	10.0 days	10.5 days
<b>School</b>				
Principal's years at school	4.0	Up from 3.0	5.0	4.0
Student-teacher ratio in core subjects	15.9 to 1	Down from 22.7 to 1	20.8 to 1	19.9 to 1
Prime instructional time	89.2%	Down from 89.4%	90.8%	90.4%
Opportunities in the arts	Good	No Change	Good	Good
SACS accreditation	Yes	No Change	Yes	Yes
Parents attending conferences	100.0%	No Change	100.0%	100.0%
Character development program	Excellent	No Change	Excellent	Excellent
Dollars spent per pupil**	\$6,881	Up 2.2%	\$6,869	\$7,447
Percent of expenditures for instruction**	73.5%	Down from 76.6%	69.5%	68.4%
Percent of expenditures for teacher salaries**	71.9%	Down from 75.1%	68.8%	65.8%
% of AYP objectives met	100.0%	Up from 96.6%	93.7%	90.5%

\* Length of contract = 185+ days.

\*\* Prior year audited financial data available.

## EVALUATION RESULTS

	Teachers	Students*	Parents*
Number of surveys returned	35	105	90
Percent satisfied with learning environment	91.4%	86.7%	89.5%
Percent satisfied with social and physical environment	100.0%	87.4%	87.5%
Percent satisfied with school-home relations	94.3%	84.8%	78.2%

\*Only students at the highest elementary school grade level at this school and their parents were included.

## REPORT OF PRINCIPAL AND SCHOOL IMPROVEMENT COUNCIL

This has been a great year for Bluffton Elementary. Our Early Childhood Center (ECC) is in full swing. The building is a wonderful place for our kindergarteners and first graders. The portable buildings have been removed and replaced with a bus loop for the ECC and a new soccer field for our 2nd-5th graders. We have a current enrollment of 610 with roughly 204 at the ECC and 406 in the main building.

Bluffton Elementary was recognized for our Animation program by the South Carolina Association for Educational Technology (SCAET) at the annual SC Educational Technology Conference (SC EdTech 2010). We received an honorable mention for innovative technology.

### NEW THIS YEAR:

**Early Intervention Saturdays**—this program focused on parents of little ones between the ages of 2 and 4. The program provided parents with insight into healthy choices, social/emotional/physical growth expectations for each age, academic expectations for entering kindergarten and community resources.

**Reading Prize Patrol**—To promote the love of reading, the Reading Prize Patrol visited neighborhoods looking for a household where everyone was reading. The PTO sponsored the event and provided a basket of books, pencils, erasers and other fun stuff to the family “caught” reading.

**Running Club**—Thanks to wonderful parent volunteers, a running club was formed that met once a week. During the meeting, students learned the value of exercise and walked the BLES ECC bus loop to earn “charms.” The charms were given for each mile that a student walked. With our movement in the right direction, BLES appreciates the support of community members, parents, teachers and staff. This overwhelming commitment has helped us continue to grow academically with over 85% of our students on grade level. Working together we have created a strong educational foundation for our students as well that shows in the PASS/MAP growth and the day to day educational focus of the students. Thanks to everyone for another great year and your continued support of our students!

Christine Brown, Principal  
 Melissa Vogt, Assistant Principal  
 Danese Addressi, School Improvement Council Chair

Comprehensive detail, including definitions of ratings, performance criteria, and explanations of status, is available on [www.ed.sc.gov](http://www.ed.sc.gov) and [www.eoc.sc.gov](http://www.eoc.sc.gov) as well as school and school district websites.

Printed versions are available from school districts upon request.

### Abbreviations Key

N/A Not Applicable N/AV Not Available N/C Not Collected N/R Not Reported I/S Insufficient Sample TBD To be determined  
 NI Newly Identified CSI Continuing School Improvement CA Corrective Action RP Plan to Restructure R Restructure DELAY School Improvement Status HOLD School Improvement Status