



SC Annual School Report Card Summary

WHALE BRANCH ELEMENTARY
Beaufort County
Grades: K-4 Enrollment: 301
Principal: Don D. Doggett
Superintendent: Dr. Valerie Truesdale
Board Chair: Fred Washington

PERFORMANCE

Comprehensive detail, including definitions of ratings, performance criteria, and explanations of status, is available on www.ed.sc.gov and www.eoc.sc.gov as well as school and school district websites. Printed versions are available from school districts upon request.

YEAR	ABSOLUTE RATING	GROWTH RATING	PALMETTO GOLD AND SILVER AWARD		AYP STATUS	NCLB IMPROVEMENT STATUS
			General Performance	Closing the Gap		
2011	Below Average	Average	TBD	TBD	Not Met	R
2010	Below Average	Below Average	N/A	N/A	Met	R-DELAY
2009	At-Risk	Below Average	N/A	N/A	Not Met	R

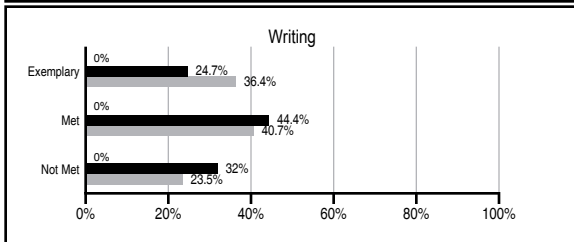
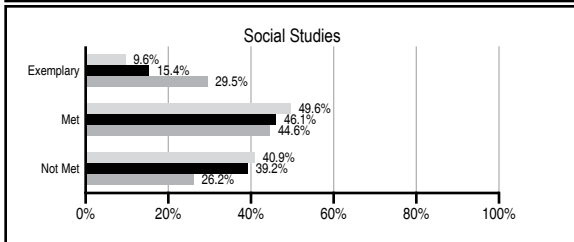
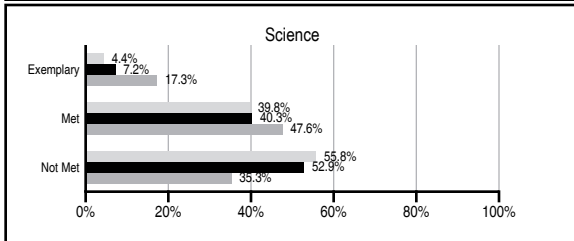
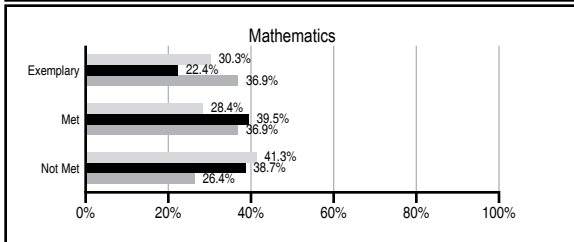
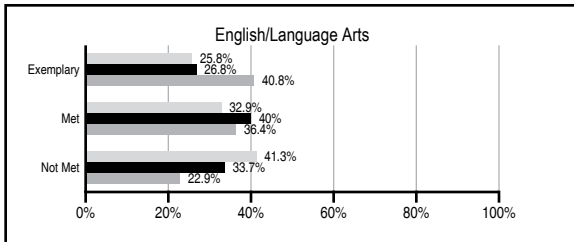
ABSOLUTE RATINGS OF ELEMENTARY SCHOOLS WITH STUDENTS LIKE OURS*

EXCELLENT	GOOD	AVERAGE	BELOW AVERAGE	AT-RISK
2	8	93	53	23

* Ratings are calculated with data available by 11/09/2011. Schools with Students Like Ours are Elementary Schools with Poverty Indices of no more than 5% above or below the index for this school.

PASS PERFORMANCE

Our School
 Elementary Schools with Students Like Ours
 Elementary schools statewide



NAEP PERFORMANCE*

* Performance reported for SC and nation, data not available at school level. Percentages at NAEP Achievement Levels.



SC PERFORMANCE VISION

By 2020 all students will graduate with the knowledge and skills necessary to compete successfully in the global economy, participate in a democratic society and contribute positively as members of families and communities.

Abbreviations Key

N/A Not Applicable N/AV Not Available N/C Not Collected N/R Not Reported I/S Insufficient Sample TBD To be determined
 NI Newly Identified CSI Continuing School Improvement CA Corrective Action RP Plan to Restructure R Restructure DELAY School Improvement Status HOLD School Improvement Status

WHALE BRANCH ELEMENTARY [Beaufort County]

SCHOOL PROFILE

	Our School	Change from Last Year	Elementary Schools with Students Like Ours	Median Elementary School
Students (n=301)				
Retention rate	0.0%	Down from 0.3%	1.5%	1.1%
Attendance rate	96.6%	Down from 98.0%	96.2%	96.2%
Served by gifted and talented program	3.5%	Down from 4.9%	5.5%	13.4%
With disabilities other than speech	2.9%	Down from 8.6%	4.3%	4.1%
Older than usual for grade	0.2%	Up from 0.0%	0.6%	0.3%
Out-of-school suspensions or expulsions for violent and/or criminal offenses	0.0%	No Change	0.0%	0.0%
Teachers (n=33)				
Teachers with advanced degrees	51.5%	Down from 57.6%	61.7%	62.5%
Continuing contract teachers	36.4%	Down from 60.6%	82.4%	88.2%
Teachers returning from previous year	51.8%	Down from 63.8%	84.7%	87.8%
Teacher attendance rate	94.6%	Down from 95.4%	95.2%	95.2%
Average teacher salary*	\$50,568	Down 2.1%	\$45,027	\$46,773
Classes not taught by highly qualified teachers	19.0%	Up from 0.0%	0.0%	0.0%
Professional development days/teacher	11.1 days	Down from 18.5 days	10.6 days	10.5 days
School				
Principal's years at school	2.0	Up from 1.0	3.5	4.0
Student-teacher ratio in core subjects	16.9 to 1	No Change	17.6 to 1	19.9 to 1
Prime instructional time	88.3%	Down from 89.6%	90.3%	90.4%
Opportunities in the arts	Good	No Change	Good	Good
SACS accreditation	Yes	No Change	Yes	Yes
Parents attending conferences	100.0%	Up from 99.9%	100.0%	100.0%
Character development program	Average	Down from Good	Excellent	Excellent
Dollars spent per pupil**	\$12,220	Up 0.8%	\$8,417	\$7,447
Percent of expenditures for instruction**	71.4%	Down from 73.0%	67.8%	68.4%
Percent of expenditures for teacher salaries**	62.6%	Down from 65.4%	64.2%	65.8%
% of AYP objectives met	53.8%	Down from 100.0%	76.9%	90.5%

* Length of contract = 185+ days.

** Prior year audited financial data available.

EVALUATION RESULTS

	Teachers	Students*	Parents*
Number of surveys returned	27	70	46
Percent satisfied with learning environment	84.6%	90.0%	91.1%
Percent satisfied with social and physical environment	96.2%	89.9%	88.9%
Percent satisfied with school-home relations	66.7%	82.6%	93.3%

*Only students at the highest elementary school grade level at this school and their parents were included.

Comprehensive detail, including definitions of ratings, performance criteria, and explanations of status, is available on www.ed.sc.gov and www.eoc.sc.gov as well as school and school district websites.

Printed versions are available from school districts upon request.

REPORT OF PRINCIPAL AND SCHOOL IMPROVEMENT COUNCIL

Report of Principal and School Improvement Council

Whale Branch Elementary School has had an outstanding school year. The merger of Whale Branch Elementary and James J Davis Elementary has been completed.

We continued our extended school year with the addition of twenty days of instruction designed to increase student achievement. James J Davis Early Learning Center and Whale Branch Elementary achieved AYP (Adequate Yearly Progress) in the 2009-2010 school year. MAP scores continue to be up on each grade level and the level of rigor has also been increased school-wide. We are above national MAP averages in several areas. Our wonderful staff worked with parents to focus instruction on pinpointed areas of need for our students based on the MAP test. Weekly planning meetings, a 200 day calendar, after school activities, Saturday Academy, parent sessions, Parent University, Student Celebrations for Academic Improvement on MAP tests and active involvement from PTO and SIC served to promote our school mission and goals.

The teacher and parent members of the School Improvement Council engaged in the development of our strategic plan which focused on raising academic achievement in the area of social studies and science.

As a Red Carpet Award winner, Whale Branch Elementary School and James J. Davis Early Learning Center have made customer service a top priority. Students, parents and community members have begun to feel that our school is truly a community school and that it belongs to each stakeholder.

All students and staff were involved in community service projects during the 2010-2011 school year learning about the importance of citizenship and contributing to the community at large. Students raised funds for American Cancer Society and CAPA. With the support of the Kiwanis Club, we were able to continue our K-kids program that supports school wide service efforts. Students and Staff were involved in Relay for Life. Our students completed studies about Fire Safety, readers' theatre, habitats, and mining. The school enjoyed grant funding for an after-school program.

All students received books at Christmas time provided through Title I funding. Students in Pre-Kindergarten and Kindergarten received additional books through Reading is Fundamental (RIF) and parents received tips on how to work and read with their children at home. Students were also able to select books at different times during the school year to increase their personal libraries at home.

Whale Branch Elementary School continued working with the Teacher Advancement Program (TAP) with ongoing professional development in the areas of effective teaching strategies and best practices. Staff development was provided in balanced literary, guided reading, differentiation, and Every Day Math. Professional development will continue during the 2011-12 school year with a focus on small group reading, curriculum mapping, and formative assessments.

Don D. Doggett, Principal
Latoya Scott, SIC Chairperson

Abbreviations Key

N/A Not Applicable N/AV Not Available N/C Not Collected N/R Not Reported I/S Insufficient Sample TBD To be determined
NI Newly Identified CSI Continuing School Improvement CA Corrective Action RP Plan to Restructure R Restructure DELAY School Improvement Status HOLD School Improvement Status