



SC Annual School Report Card Summary

JOSEPH S. SHANKLIN ELEMENTARY
Beaufort County
Grades: PK-5 Enrollment: 422
Principal: Mark Mansell
Superintendent: Dr. Valerie Truesdale
Board Chair: Fred Washington

PERFORMANCE

Comprehensive detail, including definitions of ratings, performance criteria, and explanations of status, is available on www.ed.sc.gov and www.eoc.sc.gov as well as school and school district websites. Printed versions are available from school districts upon request.

YEAR	ABSOLUTE RATING	GROWTH RATING	PALMETTO GOLD AND SILVER AWARD		AYP STATUS	NCLB IMPROVEMENT STATUS
			General Performance	Closing the Gap		
2011	Average	Average	TBD	TBD	Not Met	N/A
2010	Average	Good	Silver	Silver	Met	N/A
2009	Below Average	Average	N/A	N/A	Met	CSI-DELAY

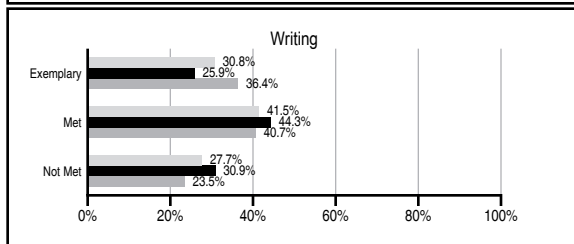
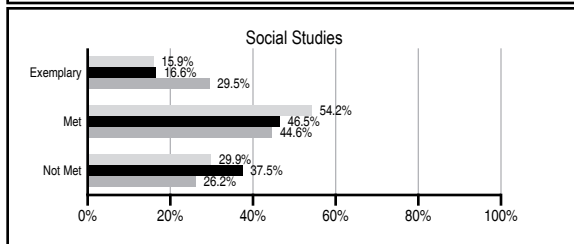
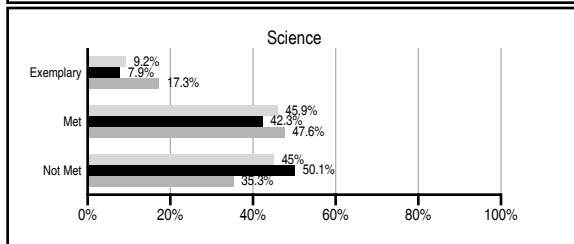
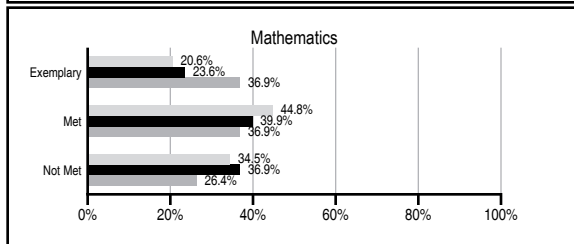
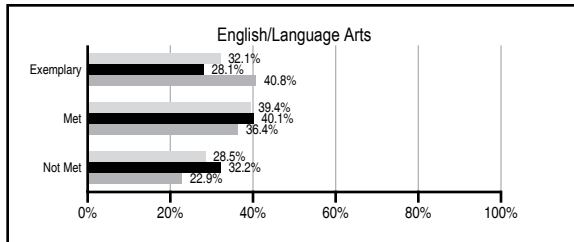
ABSOLUTE RATINGS OF ELEMENTARY SCHOOLS WITH STUDENTS LIKE OURS*

EXCELLENT	GOOD	AVERAGE	BELOW AVERAGE	AT-RISK
3	9	107	47	17

*Ratings are calculated with data available by 11/09/2011. Schools with Students Like Ours are Elementary Schools with Poverty Indices of no more than 5% above or below the index for this school.



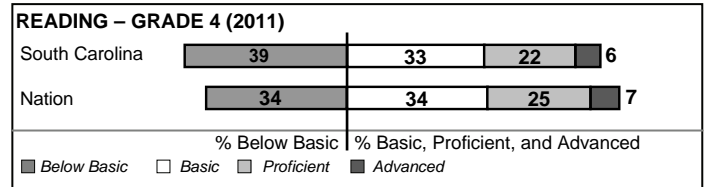
PASS PERFORMANCE

Our School
 Elementary Schools with Students Like Ours
 Elementary schools statewide



NAEP PERFORMANCE*

* Performance reported for SC and nation, data not available at school level. Percentages at NAEP Achievement Levels.



SC PERFORMANCE VISION

By 2020 all students will graduate with the knowledge and skills necessary to compete successfully in the global economy, participate in a democratic society and contribute positively as members of families and communities.

Abbreviations Key

N/A Not Applicable N/AV Not Available N/C Not Collected N/R Not Reported I/S Insufficient Sample TBD To be determined

NI Newly Identified CSI Continuing School Improvement CA Corrective Action RP Plan to Restructure R Restructure DELAY School Improvement Status HOLD School Improvement Status

JOSEPH S. SHANKLIN ELEMENTARY [Beaufort County]

SCHOOL PROFILE

	Our School	Change from Last Year	Elementary Schools with Students Like Ours	Median Elementary School
Students (n=422)				
Retention rate	2.0%	Up from 1.8%	1.5%	1.1%
Attendance rate	95.9%	Down from 96.0%	95.9%	96.2%
Served by gifted and talented program	6.3%	Up from 5.1%	6.2%	13.4%
With disabilities other than speech	2.6%	Down from 6.9%	4.3%	4.1%
Older than usual for grade	0.5%	Up from 0.0%	0.5%	0.3%
Out-of-school suspensions or expulsions for violent and/or criminal offenses	0.0%	No Change	0.0%	0.0%
Teachers (n=36)				
Teachers with advanced degrees	66.7%	Up from 64.1%	61.5%	62.5%
Continuing contract teachers	88.9%	Up from 76.9%	83.3%	88.2%
Teachers returning from previous year	82.7%	Up from 77.3%	85.1%	87.8%
Teacher attendance rate	93.5%	Down from 93.7%	95.1%	95.2%
Average teacher salary*	\$50,516	Up 5.3%	\$45,312	\$46,773
Classes not taught by highly qualified teachers	4.7%	Down from 9.8%	0.0%	0.0%
Professional development days/teacher	9.4 days	Up from 8.9 days	10.5 days	10.5 days
School				
Principal's years at school	2.0	Up from 1.0	4.0	4.0
Student-teacher ratio in core subjects	15.9 to 1	Up from 13.5 to 1	18.1 to 1	19.9 to 1
Prime instructional time	87.5%	Down from 88.0%	90.0%	90.4%
Opportunities in the arts	Good	No Change	Good	Good
SACS accreditation	Yes	No Change	Yes	Yes
Parents attending conferences	96.0%	Down from 99.7%	100.0%	100.0%
Character development program	Good	No Change	Excellent	Excellent
Dollars spent per pupil**	\$10,559	Up 26.0%	\$8,147	\$7,447
Percent of expenditures for instruction**	73.7%	Up from 68.7%	68.1%	68.4%
Percent of expenditures for teacher salaries**	71.7%	Up from 65.4%	64.7%	65.8%
% of AYP objectives met	76.9%	Down from 100.0%	76.9%	90.5%

* Length of contract = 185+ days.

** Prior year audited financial data available.

EVALUATION RESULTS

	Teachers	Students*	Parents*
Number of surveys returned	31	62	37
Percent satisfied with learning environment	93.5%	82.3%	83.3%
Percent satisfied with social and physical environment	96.8%	73.8%	88.9%
Percent satisfied with school-home relations	80.0%	79.0%	86.5%

*Only students at the highest elementary school grade level at this school and their parents were included.

REPORT OF PRINCIPAL AND SCHOOL IMPROVEMENT COUNCIL

Students at Joseph S. Shanklin Elementary has made great strides and experienced significant progress in the 2010-2011 school year in many areas that support high student achievement. The school's motto, "Hard work pays off with excellence" has kept us focused, productive and inspired to make teaching and learning excellence a reality for our school community. Strategically and systemically the school has approached the teaching of the core content with research and best practice techniques and processes. Joseph S. Shanklin Elementary is the first Learning Expeditions School in the state of South Carolina.

Joseph S. Shanklin has the honor of being chosen as the first Learning Expeditions School in South Carolina. Our school will have the endorsement and assistance of Clemson University. Dr. Chris Marsh of the Low Country Institute was instrumental in helping us acquire this distinction.

Clemson Learning Expeditions Schools engage teachers, parents, staff, and students in working together to create a school culture of collaboration, respect, high expectations and a deep appreciation for the natural world. The program offers partnering schools multiple, innovative learning opportunities that integrate natural resources education across core curriculum areas. Nature-based, expeditionary adventures help students discover their strengths and unique passions for learning, while helping them better understand how they learn, strengthening personal character, self-awareness and cooperation.

Learning expeditions may take teachers and students outside to conduct scientific experiments in natural areas around the campus, engage their imaginations through virtual field trips, or allow them to participate in residential field studies that offer a wide range of activities that promote academic and personal development.

Teachers are key to the success of Learning Expeditions School. As such, the program offers an array of learning experiences uniquely designed for educators. Professional development offerings range from in-service seminars to a comprehensive, one-week Summer Institute that reinforce the idea that teachers must be engaged in their own learning process in order to affect student learning. Our approach to professional development fosters close collaboration among teachers with an emphasis on reflection, reward and renewal.

The teaching staff engaged in numerous staff development offerings that led to increased competencies in independent reading, reading comprehension, working with children in poverty, involving parents in their child's education, using Promethean Board and Active Studio, Curriculum Mapping, and Everyday Mathematics.

Our students were provided a wealth of extended learning opportunities which included overnight trips to Camp Sewee and Camp Greenville, field trips to the zoo, historical sites, swimming lessons, artist in residence, contests, musical and dramatic performances, visits to local beaches, animal habitats and community resource speakers and presenters. These events provided depth and real world experience to the students that made the curriculum standards come alive. We believe that enriching the lives of our students and expanding their view of the world while increasing their background knowledge will contribute not just to a greater mastery of state standards but will serve as a catalyst in making learning relevant and a life-long endeavor.

The community is a driving and vibrant force in the school's progress and participates in the school in ways that are purposeful and supports its goals and objectives. Family reading activities are supported and enhanced through the

Comprehensive detail, including definitions of ratings, performance criteria, and explanations of status, is available on www.ed.sc.gov and www.eoc.sc.gov as well as school and school district websites.

Printed versions are available from school districts upon request.

Abbreviations Key

N/A Not Applicable N/AV Not Available N/C Not Collected N/R Not Reported I/S Insufficient Sample TBD To be determined

NI Newly Identified CSI Continuing School Improvement CA Corrective Action RP Plan to Restructure R Restructure DELAY School Improvement Status HOLD School Improvement Status