



SC Annual School Report Card Summary

ST HELENA ELEMENTARY
Beaufort County
Grades: PK-5 Enrollment: 437
Principal: Kay Keeler
Superintendent: Dr. Valerie Truesdale
Board Chair: Fred Washington

PERFORMANCE

Comprehensive detail, including definitions of ratings, performance criteria, and explanations of status, is available on www.ed.sc.gov and www.eoc.sc.gov as well as school and school district websites. Printed versions are available from school districts upon request.

YEAR	ABSOLUTE RATING	GROWTH RATING	PALMETTO GOLD AND SILVER AWARD		AYP STATUS	NCLB IMPROVEMENT STATUS
			General Performance	Closing the Gap		
2011	Below Average	Average	TBD	TBD	Not Met	N/A
2010	At-Risk	At-Risk	N/A	N/A	Met	N/A
2009	Below Average	Average	N/A	N/A	Met	NI-DELAY

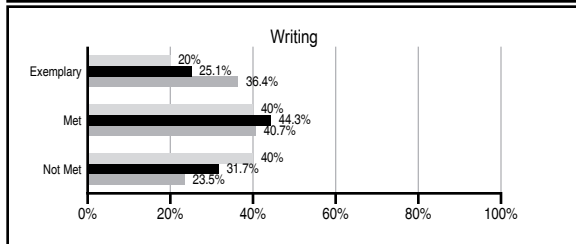
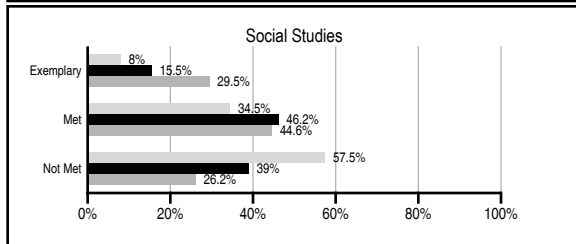
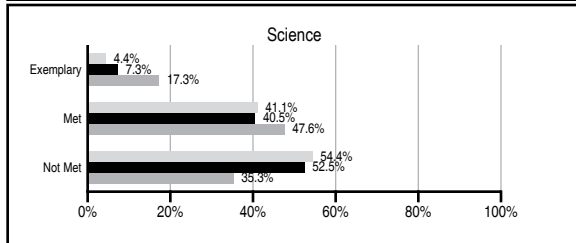
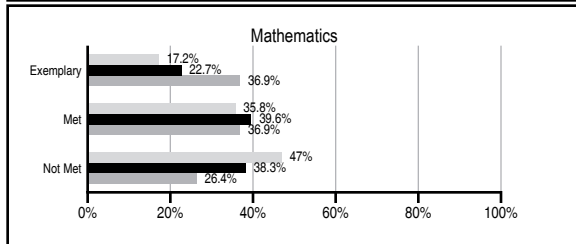
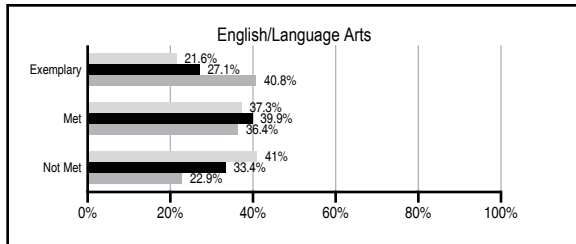
ABSOLUTE RATINGS OF ELEMENTARY SCHOOLS WITH STUDENTS LIKE OURS*

EXCELLENT	GOOD	AVERAGE	BELOW AVERAGE	AT-RISK
2	9	99	54	23

* Ratings are calculated with data available by 11/09/2011. Schools with Students Like Ours are Elementary Schools with Poverty Indices of no more than 5% above or below the index for this school.

PASS PERFORMANCE

Our School
 Elementary Schools with Students Like Ours
 Elementary schools statewide



NAEP PERFORMANCE*

* Performance reported for SC and nation, data not available at school level. Percentages at NAEP Achievement Levels.



SC PERFORMANCE VISION

By 2020 all students will graduate with the knowledge and skills necessary to compete successfully in the global economy, participate in a democratic society and contribute positively as members of families and communities.

Abbreviations Key

N/A Not Applicable N/AV Not Available N/C Not Collected N/R Not Reported I/S Insufficient Sample TBD To be determined
 NI Newly Identified CSI Continuing School Improvement CA Corrective Action RP Plan to Restructure R Restructure DELAY School Improvement Status HOLD School Improvement Status

ST HELENA ELEMENTARY [Beaufort County]

SCHOOL PROFILE

	Our School	Change from Last Year	Elementary Schools with Students Like Ours	Median Elementary School
Students (n=437)				
Retention rate	0.0%	Down from 2.8%	1.5%	1.1%
Attendance rate	97.4%	Up from 96.9%	96.1%	96.2%
Served by gifted and talented program	2.6%	Up from 0.0%	5.7%	13.4%
With disabilities other than speech	1.9%	Down from 4.2%	4.3%	4.1%
Older than usual for grade	0.0%	Down from 0.4%	0.6%	0.3%
Out-of-school suspensions or expulsions for violent and/or criminal offenses	0.0%	No Change	0.0%	0.0%
Teachers (n=36)				
Teachers with advanced degrees	75.0%	Up from 69.2%	61.7%	62.5%
Continuing contract teachers	77.8%	Down from 84.6%	82.8%	88.2%
Teachers returning from previous year	74.2%	Up from 73.9%	84.9%	87.8%
Teacher attendance rate	93.8%	Down from 95.2%	95.1%	95.2%
Average teacher salary*	\$57,682	Up 0.0%	\$45,027	\$46,773
Classes not taught by highly qualified teachers	0.0%	Down from 27.5%	0.0%	0.0%
Professional development days/teacher	16.1 days	Down from 17.9 days	10.5 days	10.5 days
School				
Principal's years at school	2.0	Up from 1.0	3.0	4.0
Student-teacher ratio in core subjects	17.0 to 1	Up from 16.6 to 1	17.6 to 1	19.9 to 1
Prime instructional time	89.0%	Up from 88.2%	90.1%	90.4%
Opportunities in the arts	Excellent	No Change	Good	Good
SACS accreditation	Yes	No Change	Yes	Yes
Parents attending conferences	99.3%	Down from 100.0%	100.0%	100.0%
Character development program	Excellent	No Change	Excellent	Excellent
Dollars spent per pupil**	\$14,359	Up 16.1%	\$8,344	\$7,447
Percent of expenditures for instruction**	67.8%	Down from 70.7%	67.8%	68.4%
Percent of expenditures for teacher salaries**	64.2%	Down from 65.2%	64.2%	65.8%
% of AYP objectives met	69.2%	Down from 100.0%	76.9%	90.5%

* Length of contract = 185+ days.

** Prior year audited financial data available.

EVALUATION RESULTS

	Teachers	Students*	Parents*
Number of surveys returned	35	43	25
Percent satisfied with learning environment	71.4%	76.2%	80.0%
Percent satisfied with social and physical environment	88.6%	72.1%	70.8%
Percent satisfied with school-home relations	62.9%	93.0%	84.0%

*Only students at the highest elementary school grade level at this school and their parents were included.

REPORT OF PRINCIPAL AND SCHOOL IMPROVEMENT COUNCIL

St. Helena Elementary School has completed its second year as an Accelerated Learning School. The teachers and students attended the 200 days and also extended the day of learning by twenty-five minutes. Science, Technology, Engineering, Mathematics (STEM) continued in grades two through five with an emphasis on science thematic units in Kindergarten and first grades. Habits of Mind intertwined with Positive Behavior Intervention and Supports (PBIS) guided the way for a common language and character building.

The focus of the year was reading and math with an increase of time on task in both areas. Time for extra work was provided during SAIL which allowed teachers time to work with students on specific areas in math and writing. Reading schedules were lengthened and conferencing with individual students became a regular part of the literacy program. "Building a School of Readers" continued with children keeping track of the number of books read. Math periods were extended to ninety minutes and beyond. A "Watch us Grow" program was initiated and students received a watch after mastering appropriate basic math skills for his or her grade level. This involved the community as well as the school with donations of watches coming to our school from as far away as Texas. An after school program partnered with United Way focused on math skills and early morning programs gave children extra time on computers with Compass Learning and Every Day Math on line.

Our school received three grants this year to enhance inside and outside learning classrooms. These grants totaled \$12,000 and dealt with gardening, the environment, and enhancing the science lab to make it a more hands on exploratory area including a green house that will be built in the coming months.

The arts were a huge part of the instruction with three showcases throughout the year with music and visual arts. Teachers used the "Actor's Tool Box" as a form of classroom management and included art lessons within the STEM units. Artists in residence offered their expertise and modeled for teachers, as well as led students in incorporating the arts with the curriculum. Two showcases at local middle schools for our fifth graders, and two in our school for second through fourth graders, provided the opportunity for students to share what they had learned in STEM units through technology, drama, poetry, and displays.

The community came together at the beginning of the year with a back to school opening day followed with several evenings of specific grade level meetings at the school. Interactive parenting nights on literacy, math, technology, and science were well attended. Eight weeks of special classes were conducted for parents including a tax night, how to discipline children, helping with homework, and understanding the Every Day Math Program. SIC and PTO met monthly to enhance the school and to guide decisions. Volunteers exceeded numbers from the previous year with Alphabet Junction, tutoring, and mentoring and their time extended into the before and after school programs.

The theme "Exploration . . . Me and Beyond" has guided the learning for two years. We move onto a new theme for the upcoming year titled "Circle Unbroken" which will focus on the community and world at large. A strong foundation has been laid for communication and now we join with the community in an even more dynamic way to promote learning for all.

KayKeeler, Principal
TomekaWatson, SIC Chairperson

Comprehensive detail, including definitions of ratings, performance criteria, and explanations of status, is available on www.ed.sc.gov and www.eoc.sc.gov as well as school and school district websites.

Printed versions are available from school districts upon request.

Abbreviations Key

N/A Not Applicable N/AV Not Available N/C Not Collected N/R Not Reported I/S Insufficient Sample TBD To be determined
NI Newly Identified CSI Continuing School Improvement CA Corrective Action RP Plan to Restructure R Restructure DELAY School Improvement Status HOLD School Improvement Status