



SC Annual School Report Card Summary

SHELL POINT ELEMENTARY
Beaufort County
Grades: PK-5 Enrollment: 419
Principal: Mary Ellen Parks
Superintendent: Dr. Valerie Truesdale
Board Chair: Fred Washington

PERFORMANCE

Comprehensive detail, including definitions of ratings, performance criteria, and explanations of status, is available on www.ed.sc.gov and www.eoc.sc.gov as well as school and school district websites. Printed versions are available from school districts upon request.

YEAR	ABSOLUTE RATING	GROWTH RATING	PALMETTO GOLD AND SILVER AWARD		AYP STATUS	NCLB IMPROVEMENT STATUS
			General Performance	Closing the Gap		
2011	Average	Average	TBD	TBD	Met	N/A
2010	Average	Average	N/A	N/A	Met	N/A
2009	Average	Average	Silver	N/A	Met	N/A

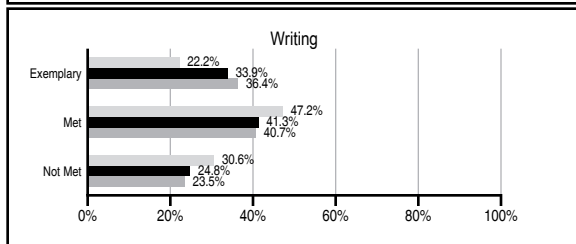
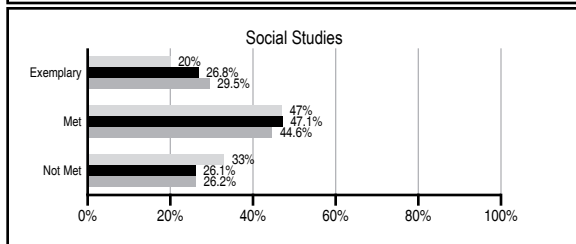
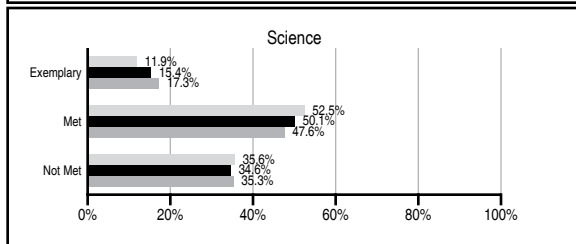
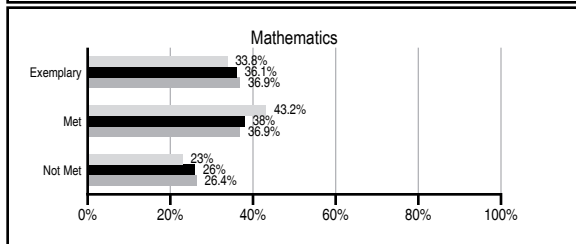
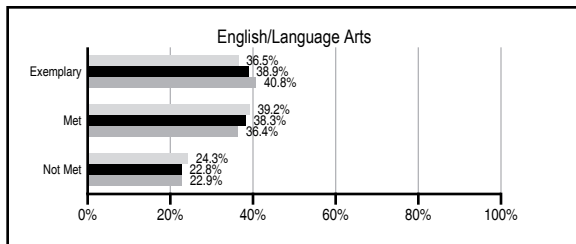
ABSOLUTE RATINGS OF ELEMENTARY SCHOOLS WITH STUDENTS LIKE OURS*

EXCELLENT	GOOD	AVERAGE	BELOW AVERAGE	AT-RISK
11	32	74	5	0

* Ratings are calculated with data available by 11/09/2011. Schools with Students Like Ours are Elementary Schools with Poverty Indices of no more than 5% above or below the index for this school.

PASS PERFORMANCE

Our School
 Elementary Schools with Students Like Ours
 Elementary schools statewide



NAEP PERFORMANCE*

* Performance reported for SC and nation, data not available at school level. Percentages at NAEP Achievement Levels.



SC PERFORMANCE VISION

By 2020 all students will graduate with the knowledge and skills necessary to compete successfully in the global economy, participate in a democratic society and contribute positively as members of families and communities.

Abbreviations Key

N/A Not Applicable N/AV Not Available N/C Not Collected N/R Not Reported I/S Insufficient Sample TBD To be determined

NI Newly Identified CSI Continuing School Improvement CA Corrective Action RP Plan to Restructure R Restructure DELAY School Improvement Status HOLD School Improvement Status

SHELL POINT ELEMENTARY [Beaufort County]

SCHOOL PROFILE

	Our School	Change from Last Year	Elementary Schools with Students Like Ours	Median Elementary School
Students (n=419)				
Retention rate	0.0%	Down from 0.9%	1.2%	1.1%
Attendance rate	95.0%	Down from 95.8%	96.0%	96.2%
Served by gifted and talented program	10.6%	Up from 6.8%	12.8%	13.4%
With disabilities other than speech	2.1%	Down from 3.0%	4.9%	4.1%
Older than usual for grade	0.2%	Up from 0.0%	0.3%	0.3%
Out-of-school suspensions or expulsions for violent and/or criminal offenses	2.4%	Up from 1.2%	0.0%	0.0%
Teachers (n=31)				
Teachers with advanced degrees	58.1%	Down from 62.5%	61.1%	62.5%
Continuing contract teachers	80.6%	Up from 78.1%	90.1%	88.2%
Teachers returning from previous year	86.5%	Up from 85.4%	88.2%	87.8%
Teacher attendance rate	93.7%	Down from 95.1%	95.0%	95.2%
Average teacher salary*	\$50,768	Up 2.4%	\$46,831	\$46,773
Classes not taught by highly qualified teachers	3.0%	Up from 0.0%	0.0%	0.0%
Professional development days/teacher	15.0 days	Up from 7.4 days	11.3 days	10.5 days
School				
Principal's years at school	6.0	Up from 5.0	4.0	4.0
Student-teacher ratio in core subjects	19.6 to 1	Up from 19.2 to 1	19.6 to 1	19.9 to 1
Prime instructional time	86.2%	Down from 89.4%	90.2%	90.4%
Opportunities in the arts	Good	No Change	Good	Good
SACS accreditation	Yes	No Change	Yes	Yes
Parents attending conferences	100.0%	Up from 97.0%	100.0%	100.0%
Character development program	Average	Down from Good	Excellent	Excellent
Dollars spent per pupil**	\$9,146	Up 9.6%	\$7,423	\$7,447
Percent of expenditures for instruction**	66.3%	No Change	67.7%	68.4%
Percent of expenditures for teacher salaries**	61.1%	Down from 65.1%	64.7%	65.8%
% of AYP objectives met	100.0%	No Change	92.3%	90.5%

* Length of contract = 185+ days.

** Prior year audited financial data available.

EVALUATION RESULTS

	Teachers	Students*	Parents*
Number of surveys returned	22	37	30
Percent satisfied with learning environment	90.5%	73.0%	83.3%
Percent satisfied with social and physical environment	95.5%	70.3%	89.7%
Percent satisfied with school-home relations	81.0%	73.0%	86.2%

*Only students at the highest elementary school grade level at this school and their parents were included.

REPORT OF PRINCIPAL AND SCHOOL IMPROVEMENT COUNCIL

Shell Point Elementary had an unexpectedly challenging school year. Our student population has changed as a result of rezoning and becoming a Title I School of Choice for two other schools. The economy also took a toll on our school community, raising the poverty level. In addition to adjusting instruction to meet the needs of these new students, the school district began debate around the possible closing of Shell Point Elementary for the 2011 school year. This plan included consolidating schools in an effort to cut budget costs. All of these events had a less than positive influence on the students, staff and parents. While this is understandable, we persevered and were able to weather the storm. That said, although our school will open for the 2011-2012 school year, it is not certain that next year won't be our last. We are hopefully optimistic that we will continue for years to come.

Our School Improvement Council joined with the Parent Teacher Organization and found their voices! They became strategically involved throughout the year as the Board of Education debated the school's future. People who had never expressed an interest in politics spoke up in an effort to keep the school open. This was truly a learning experience for everyone involved and the SIC became the council it was intended to be.

We completed the first year of a language program called KITE-LL (Kids Interacting Through Early Language Learning). Third, fourth and fifth grade students were taught three science and social studies units entirely in Spanish. Daily lessons and videos supported students and teachers learning through singing, signing and stories. Based on the students' reactions, it has been a big hit! A highlight of the year was becoming a Learning Expedition School, supported by the Low Country Institute and Clemson University. All grade levels participated in field trips that focused on interdisciplinary standards. The younger children focused on learning more about their neighborhoods, community resources and the topography of South Carolina. The older children's horizons were broadened as they explored Charleston, Camp Sewee, a three day overnight trip, and the aircraft carrier, The Yorktown. We are partnered with a sister elementary school and look forward to the middle school in our cluster joining us next year as we continue with our Expeditions. We live in such a wonderfully historic and unique area that telling the children stories about the ecosystems, habitats and wildlife, culture and history of the region through real-time, real-life experiences is powerful indeed! As John Lubbock said, "Earth and sky, woods and fields, lakes and rivers, the mountain and the sea, are excellent schoolmasters, and teach some of us more than we can ever learn from books."

Mary Ellen Parks, Principal
Lisa Kindwall, SIC Chairperson

Comprehensive detail, including definitions of ratings, performance criteria, and explanations of status, is available on www.ed.sc.gov and www.eoc.sc.gov as well as school and school district websites.

Printed versions are available from school districts upon request.

Abbreviations Key

N/A Not Applicable N/AV Not Available N/C Not Collected N/R Not Reported I/S Insufficient Sample TBD To be determined
NI Newly Identified CSI Continuing School Improvement CA Corrective Action RP Plan to Restructure R Restructure DELAY School Improvement Status HOLD School Improvement Status