



# SC Annual School Report Card Summary

**PORT ROYAL ELEMENTARY**  
**Beaufort County**  
**Grades: PK-5** Enrollment: 258  
**Principal: Jo Shirley**  
**Superintendent: Dr. Valerie Truesdale**  
**Board Chair: Fred Washington**

## PERFORMANCE

Comprehensive detail, including definitions of ratings, performance criteria, and explanations of status, is available on [www.ed.sc.gov](http://www.ed.sc.gov) and [www.eoc.sc.gov](http://www.eoc.sc.gov) as well as school and school district websites. Printed versions are available from school districts upon request.

YEAR	ABSOLUTE RATING	GROWTH RATING	PALMETTO GOLD AND SILVER AWARD		AYP STATUS	NCLB IMPROVEMENT STATUS
			General Performance	Closing the Gap		
2011	Good	Average	TBD	TBD	Met	N/A
2010	Good	Excellent	Gold	Silver	Met	N/A
2009	Average	Average	N/A	N/A	Met	N/A

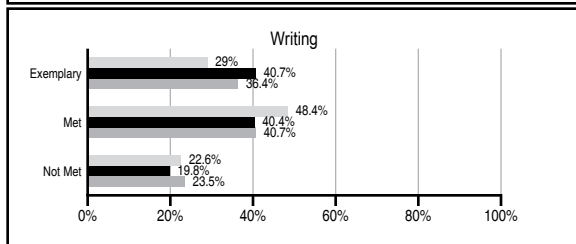
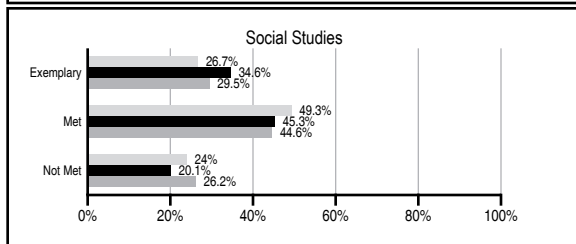
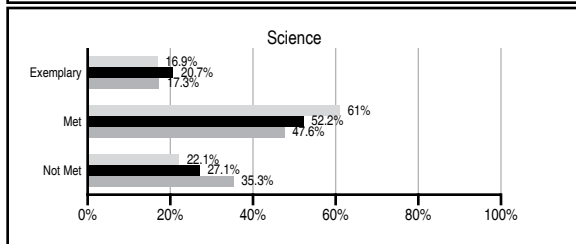
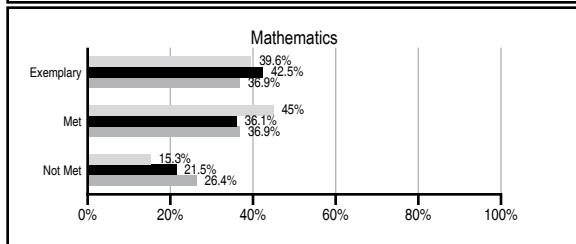
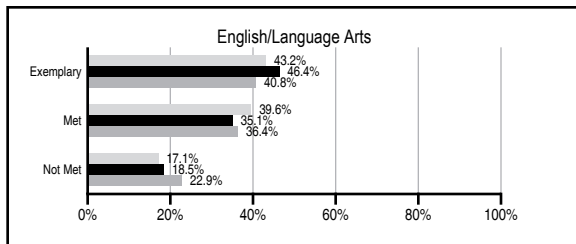
## ABSOLUTE RATINGS OF ELEMENTARY SCHOOLS WITH STUDENTS LIKE OURS\*

EXCELLENT	GOOD	AVERAGE	BELOW AVERAGE	AT-RISK
30	38	28	0	0

\* Ratings are calculated with data available by 11/09/2011. Schools with Students Like Ours are Elementary Schools with Poverty Indices of no more than 5% above or below the index for this school.

## PASS PERFORMANCE

Our School
  Elementary Schools with Students Like Ours
  Elementary schools statewide



## NAEP PERFORMANCE\*

\* Performance reported for SC and nation, data not available at school level. Percentages at NAEP Achievement Levels.



## SC PERFORMANCE VISION

*By 2020 all students will graduate with the knowledge and skills necessary to compete successfully in the global economy, participate in a democratic society and contribute positively as members of families and communities.*

### Abbreviations Key

N/A Not Applicable N/AV Not Available N/C Not Collected N/R Not Reported I/S Insufficient Sample TBD To be determined  
 NI Newly Identified CSI Continuing School Improvement CA Corrective Action RP Plan to Restructure R Restructure DELAY School Improvement Status HOLD School Improvement Status

# PORT ROYAL ELEMENTARY [Beaufort County]

## SCHOOL PROFILE

	Our School	Change from Last Year	Elementary Schools with Students Like Ours	Median Elementary School
<b>Students (n=253)</b>				
Retention rate	0.4%	Down from 0.7%	1.1%	1.1%
Attendance rate	96.6%	Down from 96.9%	96.2%	96.2%
Served by gifted and talented program	12.2%	Down from 12.9%	18.0%	13.4%
With disabilities other than speech	2.5%	Down from 3.4%	4.2%	4.1%
Older than usual for grade	0.3%	Up from 0.0%	0.2%	0.3%
Out-of-school suspensions or expulsions for violent and/or criminal offenses	0.0%	No Change	0.0%	0.0%
<b>Teachers (n=24)</b>				
Teachers with advanced degrees	70.8%	Up from 57.7%	62.9%	62.5%
Continuing contract teachers	70.8%	Down from 73.1%	90.3%	88.2%
Teachers returning from previous year	76.2%	Up from 75.1%	89.4%	87.8%
Teacher attendance rate	95.2%	Down from 95.9%	95.4%	95.2%
Average teacher salary*	\$49,268	Up 0.9%	\$47,894	\$46,773
Classes not taught by highly qualified teachers	0.0%	Down from 7.2%	0.0%	0.0%
Professional development days/teacher	15.4 days	Up from 15.3 days	11.0 days	10.5 days
<b>School</b>				
Principal's years at school	2.0	Up from 1.0	5.0	4.0
Student-teacher ratio in core subjects	16.3 to 1	Down from 17.9 to 1	20.8 to 1	19.9 to 1
Prime instructional time	91.0%	Down from 92.2%	90.4%	90.4%
Opportunities in the arts	Good	No Change	Good	Good
SACS accreditation	Yes	No Change	Yes	Yes
Parents attending conferences	99.3%	Down from 100.0%	100.0%	100.0%
Character development program	Excellent	Up from Good	Excellent	Excellent
Dollars spent per pupil**	\$8,910	Up 0.4%	\$6,900	\$7,447
Percent of expenditures for instruction**	60.6%	Up from 60.1%	68.9%	68.4%
Percent of expenditures for teacher salaries**	59.1%	Up from 57.6%	66.1%	65.8%
% of AYP objectives met	100.0%	No Change	94.7%	90.5%

\* Length of contract = 185+ days.

\*\* Prior year audited financial data available.

## EVALUATION RESULTS

	Teachers	Students*	Parents*
Number of surveys returned	30	38	38
Percent satisfied with learning environment	100.0%	84.2%	91.9%
Percent satisfied with social and physical environment	96.7%	89.2%	92.1%
Percent satisfied with school-home relations	100.0%	86.5%	88.9%

\*Only students at the highest elementary school grade level at this school and their parents were included.

Comprehensive detail, including definitions of ratings, performance criteria, and explanations of status, is available on [www.ed.sc.gov](http://www.ed.sc.gov) and [www.eoc.sc.gov](http://www.eoc.sc.gov) as well as school and school district websites.

Printed versions are available from school districts upon request.

## REPORT OF PRINCIPAL AND SCHOOL IMPROVEMENT COUNCIL

Port Royal Elementary thrives as a vibrant neighborhood school, nestled on the main street of the nurturing community of the Town of Port Royal. We completed our 99th continuous year of operation, with our academic sights set on very high goals! Literacy and numeracy are our priorities, with technology tools supporting instruction that is focused on the needs of every learner. We earned the Palmetto Gold Award for overall academic excellence in 2010 for the first time! Our improvement rate was the third highest of all elementary schools in S.C., and we also earned the Palmetto Silver Award for closing the achievement gap for our students who are eligible for federally subsidized meals. We are particularly proud of this accomplishment as economic challenges have affected our families. On national assessments, our students in every grade level in reading and in math, scored at or above the national average on Measures of Academic Progress (MAP). Students met or exceeded state averages on the state-mandated Palmetto Assessment of State Standards (PASS) in spring 2010. Port Royal Elementary also achieved Adequate Yearly Progress (AYP) under the federal "No Child Left Behind" criteria, and we were recently invited to the White House Celebration for our 2011 Silver Award in the Healthier U.S. Schools Challenge!

These accomplishments resulted through a laser-like focus on S.C. Curriculum Standards, under the leadership of our Literacy and Math Coaches, with true collaboration of our faculty and staff. Rigorous implementation of the Everyday Math Program, the district Balanced Literacy program, and very involved parents has made all the difference! Students love to read, as our second Read Across Port Royal celebration and numerous incentive programs demonstrate; circulation in our Media Center has tripled. Targeted supports are in place to engage and motivate our struggling learners, and our staff makes data-driven decisions to support all children. We began implementation of Positive Behavioral Interventions and Supports (PBIS), and our children were recognized for thousands of good choices and kind acts. We are implementing a Leadership Focus with our children this fall, as we strive to prepare our students for the complexity of life in the 21st century.

Many families dream of living in a community such as ours, where their children walk to school, and teachers and staff know every child. Tremendous community support this year included classroom volunteers and mentors, school grounds cleanup and landscaping by over 100 neighbors, and afterschool program scholarships and uniform vouchers for students. The Town provided the annual holiday festivities for our children, when Santa came to the Tree Lighting Celebration, and we had dinner with the Town Council and our neighbors. Our students walked to the Sands and Cypress Wetlands to study ecosystems and care of our environment, to the senior center to work with retirees, and to the YMCA for swimming lessons. We appreciate that it takes a Town to raise a child and we welcome their support! As always, we will continue to do what is best for our children and to help them learn, as we enter our second Century of Learning at Port Royal Elementary.

Susanne Baisch, School Improvement Council Chair  
Jo Shirley, Principal

### Abbreviations Key

N/A Not Applicable N/AV Not Available N/C Not Collected N/R Not Reported I/S Insufficient Sample TBD To be determined

NI Newly Identified CSI Continuing School Improvement CA Corrective Action RP Plan to Restructure R Restructure DELAY School Improvement Status HOLD School Improvement Status