



SC Annual School Report Card Summary

MOSSY OAKS ELEMENTARY
Beaufort County
Grades: PK-5 Enrollment: 496
Principal: Donald A. Gruel
Superintendent: Dr. Valerie Truesdale
Board Chair: Fred Washington

PERFORMANCE

Comprehensive detail, including definitions of ratings, performance criteria, and explanations of status, is available on www.ed.sc.gov and www.eoc.sc.gov as well as school and school district websites. Printed versions are available from school districts upon request.

YEAR	ABSOLUTE RATING	GROWTH RATING	PALMETTO GOLD AND SILVER AWARD		AYP STATUS	NCLB IMPROVEMENT STATUS
			General Performance	Closing the Gap		
2011	Good	Good	TBD	TBD	Not Met	N/A
2010	Good	Excellent	Gold	Silver	Met	N/A
2009	Good	Excellent	Gold	Silver	Met	N/A

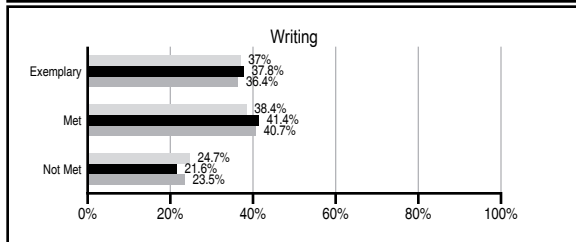
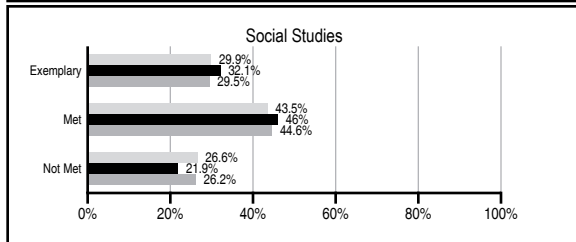
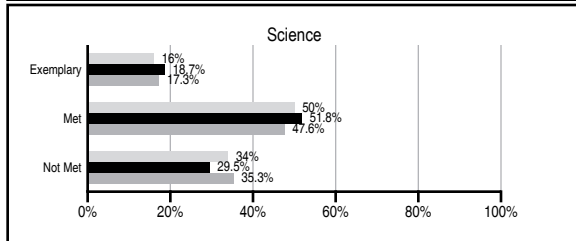
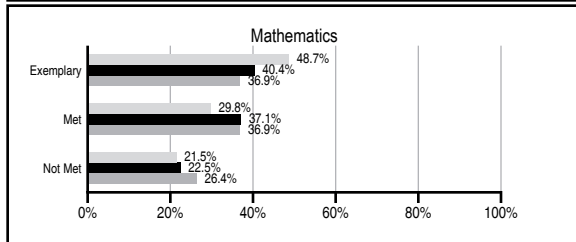
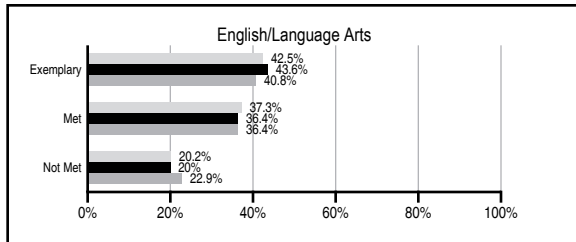
ABSOLUTE RATINGS OF ELEMENTARY SCHOOLS WITH STUDENTS LIKE OURS*

EXCELLENT	GOOD	AVERAGE	BELOW AVERAGE	AT-RISK
26	41	44	0	0

* Ratings are calculated with data available by 11/09/2011. Schools with Students Like Ours are Elementary Schools with Poverty Indices of no more than 5% above or below the index for this school.

PASS PERFORMANCE

Our School
 Elementary Schools with Students Like Ours
 Elementary schools statewide



NAEP PERFORMANCE*

* Performance reported for SC and nation, data not available at school level. Percentages at NAEP Achievement Levels.



SC PERFORMANCE VISION

By 2020 all students will graduate with the knowledge and skills necessary to compete successfully in the global economy, participate in a democratic society and contribute positively as members of families and communities.

Abbreviations Key

N/A Not Applicable N/AV Not Available N/C Not Collected N/R Not Reported I/S Insufficient Sample TBD To be determined

NI Newly Identified CSI Continuing School Improvement CA Corrective Action RP Plan to Restructure R Restructure DELAY School Improvement Status HOLD School Improvement Status

MOSSY OAKS ELEMENTARY [Beaufort County]

SCHOOL PROFILE

	Our School	Change from Last Year	Elementary Schools with Students Like Ours	Median Elementary School
Students (n=496)				
Retention rate	0.9%	Down from 1.6%	1.1%	1.1%
Attendance rate	96.7%	No Change	96.1%	96.2%
Served by gifted and talented program	16.5%	Down from 16.9%	15.4%	13.4%
With disabilities other than speech	3.1%	Down from 6.6%	4.5%	4.1%
Older than usual for grade	0.2%	Down from 0.8%	0.2%	0.3%
Out-of-school suspensions or expulsions for violent and/or criminal offenses	0.0%	No Change	0.0%	0.0%
Teachers (n=35)				
Teachers with advanced degrees	62.9%	Up from 58.8%	60.7%	62.5%
Continuing contract teachers	80.0%	Down from 85.3%	90.3%	88.2%
Teachers returning from previous year	89.0%	Down from 91.9%	88.2%	87.8%
Teacher attendance rate	94.7%	Down from 95.7%	95.3%	95.2%
Average teacher salary*	\$51,534	Down 0.2%	\$46,534	\$46,773
Classes not taught by highly qualified teachers	0.0%	No Change	0.0%	0.0%
Professional development days/teacher	13.9 days	Down from 14.5 days	10.2 days	10.5 days
School				
Principal's years at school	10.0	Up from 9.0	4.0	4.0
Student-teacher ratio in core subjects	21.2 to 1	Up from 19.5 to 1	20.3 to 1	19.9 to 1
Prime instructional time	90.0%	Down from 90.3%	90.4%	90.4%
Opportunities in the arts	Good	No Change	Good	Good
SACS accreditation	Yes	No Change	Yes	Yes
Parents attending conferences	100.0%	No Change	100.0%	100.0%
Character development program	Excellent	No Change	Excellent	Excellent
Dollars spent per pupil**	\$8,349	Down 1.7%	\$6,864	\$7,447
Percent of expenditures for instruction**	68.4%	Down from 70.7%	68.6%	68.4%
Percent of expenditures for teacher salaries**	66.6%	Down from 69.2%	66.1%	65.8%
% of AYP objectives met	89.5%	Down from 100.0%	93.8%	90.5%

* Length of contract = 185+ days.

** Prior year audited financial data available.

EVALUATION RESULTS

	Teachers	Students*	Parents*
Number of surveys returned	39	75	58
Percent satisfied with learning environment	100.0%	89.3%	87.5%
Percent satisfied with social and physical environment	97.4%	94.7%	93.0%
Percent satisfied with school-home relations	100.0%	90.7%	86.0%

*Only students at the highest elementary school grade level at this school and their parents were included.

REPORT OF PRINCIPAL AND SCHOOL IMPROVEMENT COUNCIL

The 2010-2011 school year was an exciting time to be at Mossy Oaks Elementary School. We were recognized by the State Board of Education and the South Carolina Department of Education for outstanding student academic performance. We received a Palmetto Gold Award for closing the achievement gap and a Palmetto Silver Award for school-wide academic achievement. We made Adequate Yearly Progress (AYP) as determined by No Child Left Behind legislation. Our students met or exceeded the national average in all grade levels for the 2011 mathematics Measures of Academic Performance (MAP) and 4 of 6 grade levels in the reading portion of MAP. We had 428 students participate in World Math Day with 76,342 mathematics problems solved correctly. In addition to our academic success, we were also pleased to have 5 students qualify for the State Honors Chorus.

Character education continued to be an important part of the daily school routine as we work to build good citizens who are caring, responsible, and trustworthy. This citizenship mindset and caring attitude was evident as we raised over \$9,000 for several organizations including The United Way, American Cancer Society, and St. Jude's Children's Hospital. Through these efforts and our continued emphasis on character, we are moving forward in our quest to build responsible citizens who are learning to make the right choices.

Mossy Oaks Elementary continues to benefit from a strong base of parental and community support. Our PTO held a successful "Back to School Luau", provided opportunities for students to shop in Candy Cane Lane, sponsored our "Field Day" and held several family activities throughout the year. They provided assistance, when needed, to our students, staff, and parents. Through the efforts of our PTO and School Management Team we continue to build a school environment that will help our students to be successful, both now and in the future.

During the 2010-2011 school year we continued in our mission to promote academic growth and character development that will provide a safe environment where every member is in the right place, at the right time, doing the right thing preparing children for their unique roles in the world. Our students know that each day they can make it a great day or not, the choice is theirs.

Donald Gruel, Principal
Nichelle Tyson, School Management Team Chair

Comprehensive detail, including definitions of ratings, performance criteria, and explanations of status, is available on www.ed.sc.gov and www.eoc.sc.gov as well as school and school district websites.

Printed versions are available from school districts upon request.

Abbreviations Key

N/A Not Applicable N/AV Not Available N/C Not Collected N/R Not Reported I/S Insufficient Sample TBD To be determined

NI Newly Identified CSI Continuing School Improvement CA Corrective Action RP Plan to Restructure R Restructure DELAY School Improvement Status HOLD School Improvement Status