



SC Annual School Report Card Summary

LADYS ISLAND ELEMENTARY
Beaufort County
Grades: PK-5 Enrollment: 339
Principal: Mrs. Marvelle L. Ulmer
Superintendent: Dr. Valerie Truesdale
Board Chair: Fred Washington

PERFORMANCE

Comprehensive detail, including definitions of ratings, performance criteria, and explanations of status, is available on www.ed.sc.gov and www.eoc.sc.gov as well as school and school district websites. Printed versions are available from school districts upon request.

YEAR	ABSOLUTE RATING	GROWTH RATING	PALMETTO GOLD AND SILVER AWARD		AYP STATUS	NCLB IMPROVEMENT STATUS
			General Performance	Closing the Gap		
2011	Average	Average	TBD	TBD	Not Met	N/A
2010	Average	Average	N/A	N/A	Met	N/A
2009	Average	Average	N/A	N/A	Met	N/A

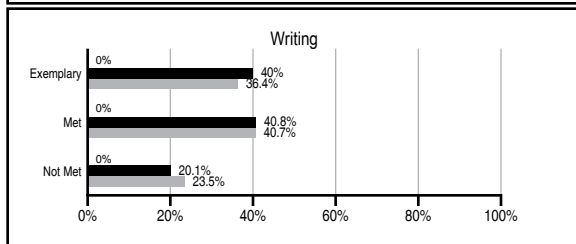
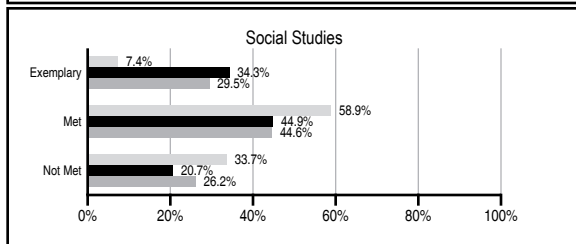
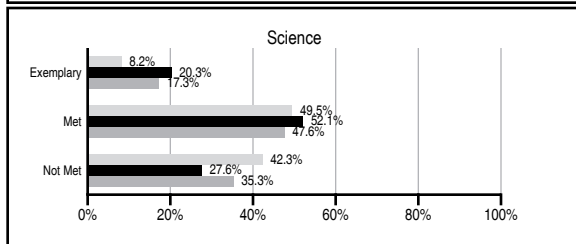
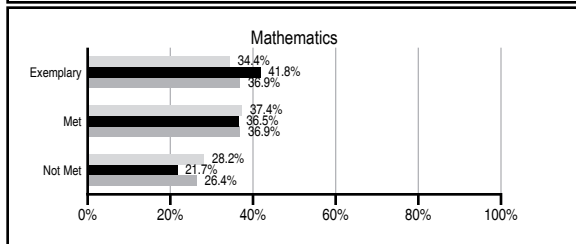
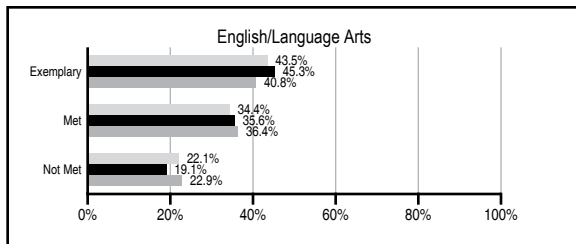
ABSOLUTE RATINGS OF ELEMENTARY SCHOOLS WITH STUDENTS LIKE OURS*

EXCELLENT	GOOD	AVERAGE	BELOW AVERAGE	AT-RISK
31	35	36	0	0

* Ratings are calculated with data available by 11/09/2011. Schools with Students Like Ours are Elementary Schools with Poverty Indices of no more than 5% above or below the index for this school.

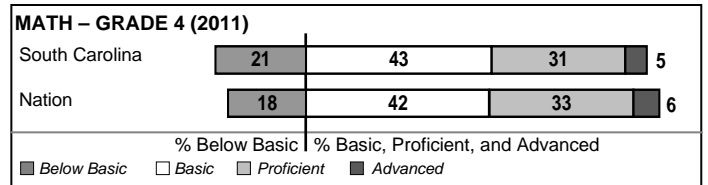
PASS PERFORMANCE

Our School
 Elementary Schools with Students Like Ours
 Elementary schools statewide



NAEP PERFORMANCE*

* Performance reported for SC and nation, data not available at school level. Percentages at NAEP Achievement Levels.



SC PERFORMANCE VISION

By 2020 all students will graduate with the knowledge and skills necessary to compete successfully in the global economy, participate in a democratic society and contribute positively as members of families and communities.

Abbreviations Key

N/A Not Applicable N/AV Not Available N/C Not Collected N/R Not Reported I/S Insufficient Sample TBD To be determined

NI Newly Identified CSI Continuing School Improvement CA Corrective Action RP Plan to Restructure R Restructure DELAY School Improvement Status HOLD School Improvement Status

LADYS ISLAND ELEMENTARY [Beaufort County]

SCHOOL PROFILE

	Our School	Change from Last Year	Elementary Schools with Students Like Ours	Median Elementary School
Students (n=339)				
Retention rate	1.0%	Up from 0.6%	1.2%	1.1%
Attendance rate	96.0%	Down from 96.7%	96.1%	96.2%
Served by gifted and talented program	27.5%	Up from 14.7%	16.5%	13.4%
With disabilities other than speech	4.8%	Up from 4.3%	4.4%	4.1%
Older than usual for grade	0.3%	No Change	0.2%	0.3%
Out-of-school suspensions or expulsions for violent and/or criminal offenses	2.1%	Up from 0.0%	0.0%	0.0%
Teachers (n=30)				
Teachers with advanced degrees	80.0%	Up from 78.6%	62.5%	62.5%
Continuing contract teachers	73.3%	Down from 85.7%	90.3%	88.2%
Teachers returning from previous year	77.9%	Down from 83.9%	89.0%	87.8%
Teacher attendance rate	94.7%	Up from 92.4%	95.4%	95.2%
Average teacher salary*	\$51,790	Up 6.6%	\$47,285	\$46,773
Classes not taught by highly qualified teachers	0.0%	No Change	0.0%	0.0%
Professional development days/teacher	10.0 days	Up from 9.9 days	11.2 days	10.5 days
School				
Principal's years at school	1.0	Down from 2.0	5.0	4.0
Student-teacher ratio in core subjects	21.7 to 1	Up from 20.5 to 1	20.5 to 1	19.9 to 1
Prime instructional time	88.4%	Up from 86.5%	90.4%	90.4%
Opportunities in the arts	Excellent	No Change	Good	Good
SACS accreditation	Yes	No Change	Yes	Yes
Parents attending conferences	100.0%	No Change	100.0%	100.0%
Character development program	Good	No Change	Excellent	Excellent
Dollars spent per pupil**	\$9,428	Up 17.6%	\$7,042	\$7,447
Percent of expenditures for instruction**	67.8%	Down from 71.5%	68.8%	68.4%
Percent of expenditures for teacher salaries**	66.0%	Down from 70.2%	66.2%	65.8%
% of AYP objectives met	76.5%	Down from 100.0%	94.1%	90.5%

* Length of contract = 185+ days.

** Prior year audited financial data available.

EVALUATION RESULTS

	Teachers	Students*	Parents*
Number of surveys returned	32	67	51
Percent satisfied with learning environment	93.8%	89.6%	94.0%
Percent satisfied with social and physical environment	96.8%	95.5%	90.2%
Percent satisfied with school-home relations	96.9%	85.1%	82.4%

*Only students at the highest elementary school grade level at this school and their parents were included.

REPORT OF PRINCIPAL AND SCHOOL IMPROVEMENT COUNCIL

Lady's Island Elementary is located in Beaufort, South Carolina. It is nestled in a remote corner of Lady's Island bordered by the marshes of Chowan Creek and Distant Island. It is a school with a commitment to academic excellence through arts integration. A school of choice, students from across the district choose to attend Lady's Island Elementary along with those who are in our attendance zone. The school's community designates student achievement as its highest priority while maintaining a safe, productive, and family-oriented environment.

L.I.E.S. is an extraordinary school. In addition to the traditional subjects of physical education, art, and music, Lady's Island also boasts outstanding drama, dance, show choir, and strings programs. These programs are embedded into our curriculum through collaboration between academic and fine arts teachers that allows students to master academic standards in engaging, multisensory classroom settings. Students learn about math, science, social studies, and ELA through dance, music, and visual arts. With the arts-infused curriculum, students are provided opportunities to exceed South Carolina academic standards while excelling in the arts. The arts allow us to meet the diverse needs of our school population on a daily basis. This year, our school was awarded the Arts in Basic Curriculum grant and the Distinguished Art Program grant. As a result, our school community participated in work with five different artists in residence, attended community theatre performances, and visited a local art gallery. We also expanded our instruments to include African drums. Additional grants were awarded to support various programs in our school. Other highlights of our year are equally noteworthy. We held a successful dinner theatre where both students and faculty entertained the audience. Our students and staff participated in numerous arts events around town. Students learned about local water sheds through a national project called River of Words that combined art, poetry, and science. One of our own third grader's artwork was featured on the front cover of the book produced showcasing student artwork and poetry from across the district. We participated and placed in local, regional, and national cup stacking events.

Our school family also gave back to our community in numerous ways. The show choir and dance groups performed for residents in assisted living facilities. The show choir sang carols and performed at Night on the Town. The school as a whole collected Toys for Tots, coats, and canned goods, as well as raising money for Relay for Life and Jump Rope for Heart. In celebration of Beaufort's Tricentennial, students created birthday cards and framed art that can be found on display in several local businesses.

Lady's Island is committed to creating optimal learning environments while focusing on helping each student reach his or her personal best. Boasting strong parent participation, dedicated classroom instructors, an active PTO and SIC, and supportive community stakeholders, Lady's Island is an incredible place where all children excel and realize their potential.

Marvelle L. Ulmer, Principal
Melanie Gallion, SIC Chairperson

Comprehensive detail, including definitions of ratings, performance criteria, and explanations of status, is available on www.ed.sc.gov and www.eoc.sc.gov as well as school and school district websites.

Printed versions are available from school districts upon request.

Abbreviations Key

N/A Not Applicable N/AV Not Available N/C Not Collected N/R Not Reported I/S Insufficient Sample TBD To be determined

NI Newly Identified CSI Continuing School Improvement CA Corrective Action RP Plan to Restructure R Restructure DELAY School Improvement Status HOLD School Improvement Status