



SC Annual School Report Card Summary

BROAD RIVER ELEMENTARY
Beaufort County
Grades: PK-5 Enrollment: 398
Principal: Constance Goodwine-Lewis
Superintendent: Dr. Valerie Truesdale
Board Chair: Fred Washington

PERFORMANCE

Comprehensive detail, including definitions of ratings, performance criteria, and explanations of status, is available on www.ed.sc.gov and www.eoc.sc.gov as well as school and school district websites. Printed versions are available from school districts upon request.

YEAR	ABSOLUTE RATING	GROWTH RATING	PALMETTO GOLD AND SILVER AWARD		AYP STATUS	NCLB IMPROVEMENT STATUS
			General Performance	Closing the Gap		
2011	Average	Average	TBD	TBD	Not Met	N/A
2010	Average	Average	N/A	N/A	Met	N/A
2009	Average	Average	N/A	N/A	Met	NI-DELAY

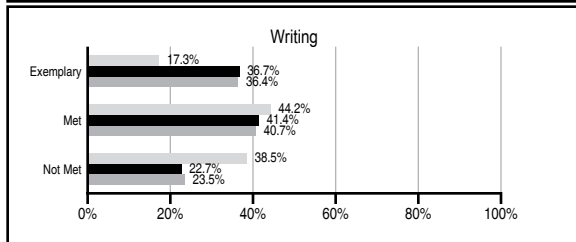
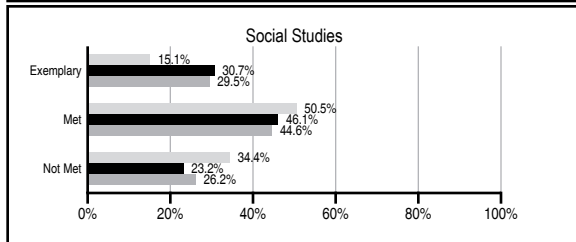
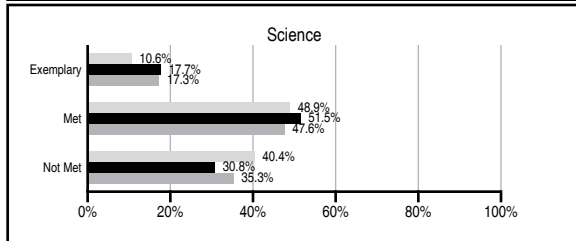
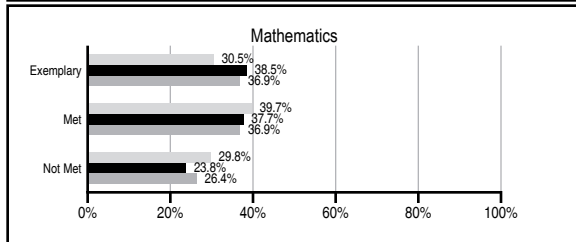
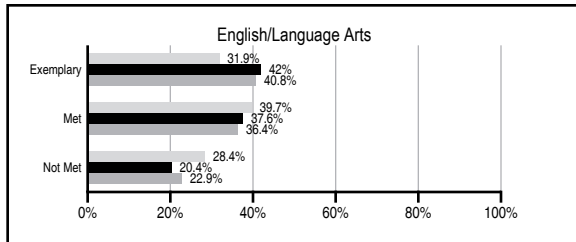
ABSOLUTE RATINGS OF ELEMENTARY SCHOOLS WITH STUDENTS LIKE OURS*

EXCELLENT	GOOD	AVERAGE	BELOW AVERAGE	AT-RISK
22	33	53	1	0

* Ratings are calculated with data available by 11/09/2011. Schools with Students Like Ours are Elementary Schools with Poverty Indices of no more than 5% above or below the index for this school.

PASS PERFORMANCE

Our School
 Elementary Schools with Students Like Ours
 Elementary schools statewide



NAEP PERFORMANCE*

* Performance reported for SC and nation, data not available at school level. Percentages at NAEP Achievement Levels.



SC PERFORMANCE VISION

By 2020 all students will graduate with the knowledge and skills necessary to compete successfully in the global economy, participate in a democratic society and contribute positively as members of families and communities.

Abbreviations Key

N/A Not Applicable N/AV Not Available N/C Not Collected N/R Not Reported I/S Insufficient Sample TBD To be determined

NI Newly Identified CSI Continuing School Improvement CA Corrective Action RP Plan to Restructure R Restructure DELAY School Improvement Status HOLD School Improvement Status

BROAD RIVER ELEMENTARY [Beaufort County]

SCHOOL PROFILE

	Our School	Change from Last Year	Elementary Schools with Students Like Ours	Median Elementary School
Students (n=398)				
Retention rate	1.2%	Up from 0.9%	1.2%	1.1%
Attendance rate	95.7%	Down from 96.2%	96.0%	96.2%
Served by gifted and talented program	16.5%	Up from 5.8%	14.2%	13.4%
With disabilities other than speech	2.8%	Down from 7.2%	4.9%	4.1%
Older than usual for grade	0.3%	Up from 0.0%	0.3%	0.3%
Out-of-school suspensions or expulsions for violent and/or criminal offenses	0.0%	No Change	0.0%	0.0%
Teachers (n=32)				
Teachers with advanced degrees	53.1%	Down from 62.5%	60.9%	62.5%
Continuing contract teachers	68.8%	Down from 78.1%	90.0%	88.2%
Teachers returning from previous year	67.0%	Down from 75.7%	88.5%	87.8%
Teacher attendance rate	93.5%	Down from 95.7%	95.2%	95.2%
Average teacher salary*	\$48,226	Down 0.2%	\$46,510	\$46,773
Classes not taught by highly qualified teachers	2.3%	Down from 3.0%	0.0%	0.0%
Professional development days/teacher	9.4 days	Down from 9.9 days	10.4 days	10.5 days
School				
Principal's years at school	2.0	Up from 1.0	4.0	4.0
Student-teacher ratio in core subjects	11.3 to 1	Down from 18.8 to 1	20.1 to 1	19.9 to 1
Prime instructional time	86.6%	Down from 89.1%	90.2%	90.4%
Opportunities in the arts	Good	No Change	Good	Good
SACS accreditation	Yes	No Change	Yes	Yes
Parents attending conferences	100.0%	Up from 28.7%	100.0%	100.0%
Character development program	Good	No Change	Excellent	Excellent
Dollars spent per pupil**	\$9,688	Up 18.9%	\$7,073	\$7,447
Percent of expenditures for instruction**	70.4%	Up from 70.2%	68.4%	68.4%
Percent of expenditures for teacher salaries**	67.1%	Down from 68.3%	65.7%	65.8%
% of AYP objectives met	76.5%	Down from 100.0%	93.1%	90.5%

* Length of contract = 185+ days.

** Prior year audited financial data available.

EVALUATION RESULTS

	Teachers	Students*	Parents*
Number of surveys returned	29	54	25
Percent satisfied with learning environment	62.1%	75.5%	91.7%
Percent satisfied with social and physical environment	62.1%	78.8%	83.3%
Percent satisfied with school-home relations	58.6%	86.5%	95.8%

*Only students at the highest elementary school grade level at this school and their parents were included.

REPORT OF PRINCIPAL AND SCHOOL IMPROVEMENT COUNCIL

Broad River Elementary is an authorized International Baccalaureate Primary Years School. We serve approximately 400 students in grades Pre-k through 5.

Our staff has worked diligently to raise student achievement through the implementation of various literacy, science and math initiatives. These programs include small group literacy instruction by full-time, certified teachers, Science Fair, School-wide Writing Prompts, MAP testing, and educational field trips that link to content standards. We support teacher professional development through academic area coaches in reading, science, math and technology.

Because we value intentional, standards-based instruction, we ensure that our teachers have numerous opportunities for professional development and training in best practices. This year we implemented TAP (The System for Teacher and Student Advancement Program). This offers an avenue for on-going, site-based professional development and coaching.

As a result of the above initiatives, we have achieved academic growth in several content areas across grade-levels.

We foster positive school, parent and community relations through school-wide events such as the Principal's Writer's Luncheon, Literacy Night, Science Night, Exhibition, Artist Showcase and several musical performances.

Though we have the challenge of a transient community, Broad River Elementary strives for excellence.

Comprehensive detail, including definitions of ratings, performance criteria, and explanations of status, is available on www.ed.sc.gov and www.eoc.sc.gov as well as school and school district websites.

Printed versions are available from school districts upon request.

Abbreviations Key

N/A Not Applicable N/AV Not Available N/C Not Collected N/R Not Reported I/S Insufficient Sample TBD To be determined

NI Newly Identified CSI Continuing School Improvement CA Corrective Action RP Plan to Restructure R Restructure DELAY School Improvement Status HOLD School Improvement Status