



# SC Annual School Report Card Summary

**BEAUFORT ELEMENTARY**  
 Beaufort County  
 Grades: PK-5 Enrollment: 621  
 Principal: Jennifer Morillo  
 Superintendent: Dr. Valerie Truesdale  
 Board Chair: Fred Washington

## PERFORMANCE

Comprehensive detail, including definitions of ratings, performance criteria, and explanations of status, is available on [www.ed.sc.gov](http://www.ed.sc.gov) and [www.eoc.sc.gov](http://www.eoc.sc.gov) as well as school and school district websites. Printed versions are available from school districts upon request.

YEAR	ABSOLUTE RATING	GROWTH RATING	PALMETTO GOLD AND SILVER AWARD		AYP STATUS	NCLB IMPROVEMENT STATUS
			General Performance	Closing the Gap		
2011	Average	Good	TBD	TBD	Not Met	CA
2010	Average	Average	N/A	N/A	Not Met	CSI
2009	Below Average	Average	N/A	N/A	Not Met	NI

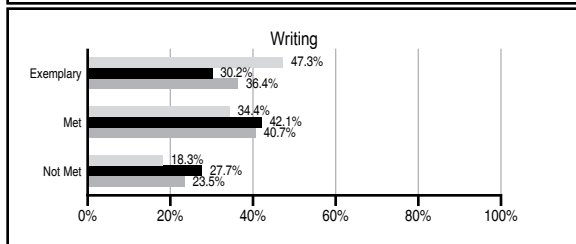
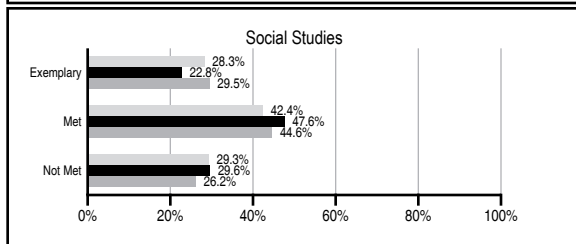
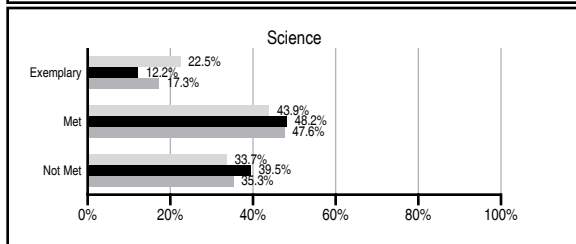
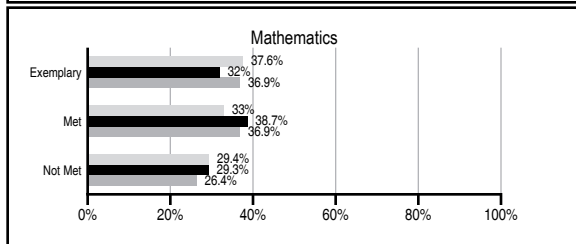
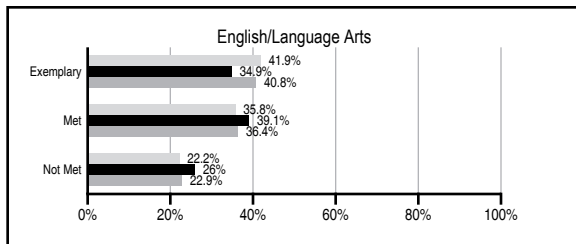
## ABSOLUTE RATINGS OF ELEMENTARY SCHOOLS WITH STUDENTS LIKE OURS\*

EXCELLENT	GOOD	AVERAGE	BELOW AVERAGE	AT-RISK
4	17	94	10	0

\* Ratings are calculated with data available by 11/09/2011. Schools with Students Like Ours are Elementary Schools with Poverty Indices of no more than 5% above or below the index for this school.

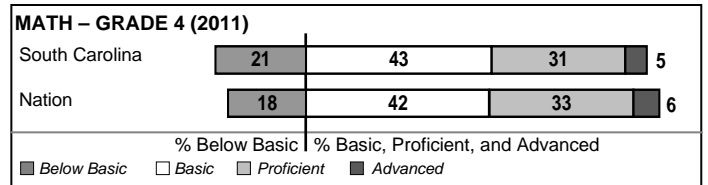
## PASS PERFORMANCE

Our School
  Elementary Schools with Students Like Ours
  Elementary schools statewide



## NAEP PERFORMANCE\*

\* Performance reported for SC and nation, data not available at school level. Percentages at NAEP Achievement Levels.



## SC PERFORMANCE VISION

*By 2020 all students will graduate with the knowledge and skills necessary to compete successfully in the global economy, participate in a democratic society and contribute positively as members of families and communities.*

### Abbreviations Key

N/A Not Applicable N/AV Not Available N/C Not Collected N/R Not Reported I/S Insufficient Sample TBD To be determined

NI Newly Identified CSI Continuing School Improvement CA Corrective Action RP Plan to Restructure R Restructure DELAY School Improvement Status HOLD School Improvement Status

# BEAUFORT ELEMENTARY [Beaufort County]

## SCHOOL PROFILE

	Our School	Change from Last Year	Elementary Schools with Students Like Ours	Median Elementary School
<b>Students (n=621)</b>				
Retention rate	2.1%	Up from 1.3%	1.3%	1.1%
Attendance rate	96.2%	Down from 96.6%	95.9%	96.2%
Served by gifted and talented program	22.0%	Up from 21.3%	11.4%	13.4%
With disabilities other than speech	2.2%	Down from 8.9%	4.8%	4.1%
Older than usual for grade	0.7%	Down from 0.8%	0.3%	0.3%
Out-of-school suspensions or expulsions for violent and/or criminal offenses	0.0%	No Change	0.0%	0.0%
<b>Teachers (n=49)</b>				
Teachers with advanced degrees	67.3%	Up from 59.2%	60.5%	62.5%
Continuing contract teachers	85.7%	Up from 67.3%	88.9%	88.2%
Teachers returning from previous year	80.3%	Down from 84.6%	87.4%	87.8%
Teacher attendance rate	93.7%	Down from 94.4%	95.0%	95.2%
Average teacher salary*	\$53,213	Up 5.8%	\$46,643	\$46,773
Classes not taught by highly qualified teachers	0.0%	Down from 1.7%	0.0%	0.0%
Professional development days/teacher	9.9 days	Up from 7.8 days	11.2 days	10.5 days
<b>School</b>				
Principal's years at school	2.0	Up from 1.0	4.0	4.0
Student-teacher ratio in core subjects	15.4 to 1	Down from 19.9 to 1	19.6 to 1	19.9 to 1
Prime instructional time	86.9%	Down from 89.2%	89.8%	90.4%
Opportunities in the arts	Poor	Down from Good	Good	Good
SACS accreditation	Yes	No Change	Yes	Yes
Parents attending conferences	99.9%	Down from 100.0%	100.0%	100.0%
Character development program	Excellent	No Change	Excellent	Excellent
Dollars spent per pupil**	\$7,772	Down 28.6%	\$7,393	\$7,447
Percent of expenditures for instruction**	75.3%	Up from 72.8%	67.0%	68.4%
Percent of expenditures for teacher salaries**	72.8%	Up from 70.9%	64.6%	65.8%
% of AYP objectives met	94.1%	Up from 90.5%	88.2%	90.5%

\* Length of contract = 185+ days.

\*\* Prior year audited financial data available.

## REPORT OF PRINCIPAL AND SCHOOL IMPROVEMENT COUNCIL

Dear Beaufort Elementary Community,

The 2010-2011 school year was an exciting time to be at Beaufort Elementary School. The staff continued to spend time analyzing student achievement data, and we used this information to plan more effectively. We identified specific student-achievement challenges in the following subgroups: disabled ELA and disabled math. In order to narrow each subgroup gap, Beaufort Elementary School has increased the amount of staff who work with our students who are in need of math and reading interventions by adding an additional literacy teacher, an additional part-time resource teacher, a math interventionist, and a primary math/literacy interventionist.

Many wonderful things have been happening at Beaufort Elementary: impressive results in our MAP scores; adding a Montessori Magnet Program for 2011-2012 year; successful fundraising; active Life Lab; an after-school enrichment program that provides intense intervention; an after-school strings, drumming, and robotics program; implemented a student leadership team; interventionists who provide small group instruction; classroom guidance lessons; several community service projects: Salvation Army Food Drive, Jump Rope for Heart, Relay for Life, Pennies for Patients; AMES Magnet Program; PBIS School; TAP School; and active business partners.

We are excited about these and other improvements which will make 2011-2012 another great year.

Sincerely,  
Jennifer Morillo, Principal  
Dr. Marlo Smith-Shissias, SIC Chairperson

## EVALUATION RESULTS

	Teachers	Students*	Parents*
Number of surveys returned	38	94	43
Percent satisfied with learning environment	83.8%	87.1%	73.2%
Percent satisfied with social and physical environment	91.9%	78.5%	83.3%
Percent satisfied with school-home relations	81.6%	86.0%	71.4%

\*Only students at the highest elementary school grade level at this school and their parents were included.

Comprehensive detail, including definitions of ratings, performance criteria, and explanations of status, is available on [www.ed.sc.gov](http://www.ed.sc.gov) and [www.eoc.sc.gov](http://www.eoc.sc.gov) as well as school and school district websites.

Printed versions are available from school districts upon request.

### Abbreviations Key

N/A Not Applicable N/AV Not Available N/C Not Collected N/R Not Reported I/S Insufficient Sample TBD To be determined  
NI Newly Identified CSI Continuing School Improvement CA Corrective Action RP Plan to Restructure R Restructure DELAY School Improvement Status HOLD School Improvement Status