



SC Annual School Report Card Summary

BARNWELL PRIMARY
 Barnwell 45
 Grades: PK-3 Enrollment: 782
 Principal: Robbie Eubanks
 Superintendent: Roy Sapough
 Board Chair: Chad Perry

PERFORMANCE

Comprehensive detail, including definitions of ratings, performance criteria, and explanations of status, is available on www.ed.sc.gov and www.eoc.sc.gov as well as school and school district websites. Printed versions are available from school districts upon request.

YEAR	ABSOLUTE RATING	GROWTH RATING	PALMETTO GOLD AND SILVER AWARD		AYP STATUS	NCLB IMPROVEMENT STATUS
			General Performance	Closing the Gap		
2011	Average	At-Risk	TBD	TBD	Not Met	CA
2010	Average	Excellent	Gold	N/A	Met	CA
2009	Below Average	At-Risk	N/A	N/A	Not Met	CSI

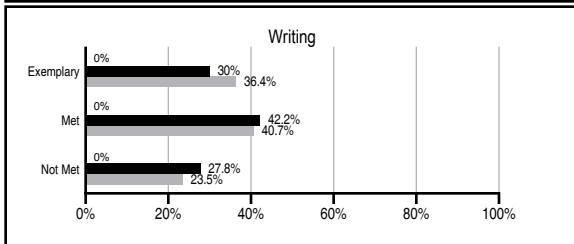
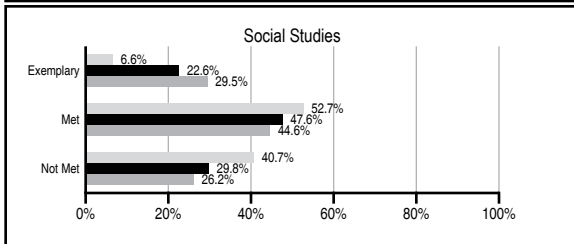
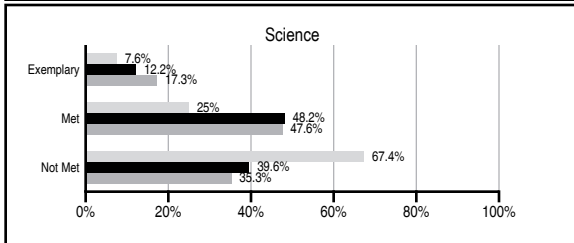
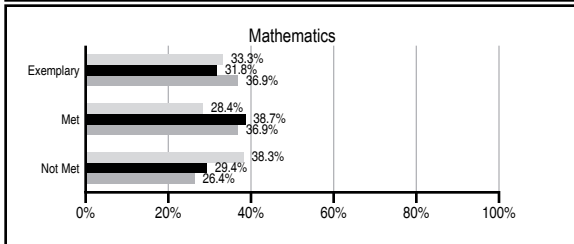
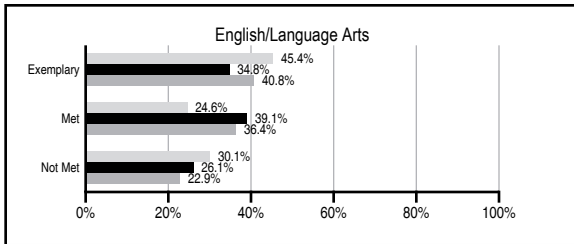
ABSOLUTE RATINGS OF ELEMENTARY SCHOOLS WITH STUDENTS LIKE OURS*

EXCELLENT	GOOD	AVERAGE	BELOW AVERAGE	AT-RISK
4	16	93	11	0

* Ratings are calculated with data available by 11/09/2011. Schools with Students Like Ours are Elementary Schools with Poverty Indices of no more than 5% above or below the index for this school.



PASS PERFORMANCE

Our School
 Elementary Schools with Students Like Ours
 Elementary schools statewide



NAEP PERFORMANCE*

* Performance reported for SC and nation, data not available at school level. Percentages at NAEP Achievement Levels.



SC PERFORMANCE VISION

By 2020 all students will graduate with the knowledge and skills necessary to compete successfully in the global economy, participate in a democratic society and contribute positively as members of families and communities.

Abbreviations Key

N/A Not Applicable N/AV Not Available N/C Not Collected N/R Not Reported I/S Insufficient Sample TBD To be determined

NI Newly Identified CSI Continuing School Improvement CA Corrective Action RP Plan to Restructure R Restructure DELAY School Improvement Status HOLD School Improvement Status

BARNWELL PRIMARY [Barnwell 45]

SCHOOL PROFILE

	Our School	Change from Last Year	Elementary Schools with Students Like Ours	Median Elementary School
Students (n=782)				
Retention rate	5.4%	Up from 4.7%	1.3%	1.1%
Attendance rate	95.2%	Up from 94.5%	95.9%	96.2%
Served by gifted and talented program	9.6%	Down from 12.6%	11.5%	13.4%
With disabilities other than speech	2.3%	Down from 8.1%	4.8%	4.1%
Older than usual for grade	0.8%	Down from 1.7%	0.3%	0.3%
Out-of-school suspensions or expulsions for violent and/or criminal offenses	0.0%	No Change	0.0%	0.0%
Teachers (n=62)				
Teachers with advanced degrees	59.7%	Down from 60.3%	60.3%	62.5%
Continuing contract teachers	90.3%	Down from 98.3%	88.4%	88.2%
Teachers returning from previous year	92.7%	Up from 91.3%	87.4%	87.8%
Teacher attendance rate	96.9%	Up from 91.4%	94.9%	95.2%
Average teacher salary*	\$46,745	Down 3.2%	\$46,621	\$46,773
Classes not taught by highly qualified teachers	0.0%	No Change	0.0%	0.0%
Professional development days/teacher	4.3 days	Down from 5.7 days	11.2 days	10.5 days
School				
Principal's years at school	4.0	Up from 3.0	4.0	4.0
Student-teacher ratio in core subjects	15.6 to 1	Down from 20.2 to 1	19.6 to 1	19.9 to 1
Prime instructional time	91.4%	Up from 87.9%	89.7%	90.4%
Opportunities in the arts	Good	No Change	Good	Good
SACS accreditation	Yes	No Change	Yes	Yes
Parents attending conferences	100.0%	No Change	100.0%	100.0%
Character development program	Good	No Change	Excellent	Excellent
Dollars spent per pupil**	\$7,216	Down 11.9%	\$7,407	\$7,447
Percent of expenditures for instruction**	72.4%	Up from 68.7%	67.2%	68.4%
Percent of expenditures for teacher salaries**	70.6%	Up from 64.8%	64.4%	65.8%
% of AYP objectives met	82.4%	Down from 100.0%	88.2%	90.5%

* Length of contract = 185+ days.

** Prior year audited financial data available.

EVALUATION RESULTS

	Teachers	Students*	Parents*
Number of surveys returned	52	155	114
Percent satisfied with learning environment	86.5%	92.7%	89.3%
Percent satisfied with social and physical environment	90.4%	82.5%	82.3%
Percent satisfied with school-home relations	74.5%	85.7%	92.0%

*Only students at the highest elementary school grade level at this school and their parents were included.

REPORT OF PRINCIPAL AND SCHOOL IMPROVEMENT COUNCIL

Barnwell Primary School continues to make progress in addressing and meeting challenging goals. The faculty and staff continue to work diligently to maximize student achievement. Barnwell Primary School was awarded the Palmetto Gold and Silver Award for the 2010-2011 school year.

Barnwell Primary School partnered with the Save the Children Foundation reading initiative. This partnership provided forty students with reading intervention in an after-school program and a during the school day reading program.

Students are recognized throughout the year for academic success, academic improvement, perfect attendance, and character education/citizenship.

Barnwell Primary School continues to have very active programs for Parent Volunteers, Mentors, Foster Grandparents, and Teacher Cadets which help drive student achievement. Barnwell Primary also provides community service projects such as: recycling aluminum cans, paper, ink cartridges, cell phones and box tops. Again, our PTO sponsored a Christmas can food drive for needy families in the community. A school-community partnership also sponsored snack bags for the needy during the weekends. BPS sponsored activities to raise money for American Cancer Society, Pennies for Patients, Wounded Soldiers and Jump Rope for Heart.

With Title I and Technical Assistance Funds, we were able to continue to implement Reading and Math Intervention programs to reach all students with academic needs. Teachers were also provided staff development in the areas of reading and mathematics to increase effective instructional practices.

BPS is a Positive Behavior Interventions and Supports (PBIS) school. Students received recognition throughout the school year for good behavior.

The school guidance counselor continues the implementation of character education and conflict resolution programs in the classrooms via one-on-one and group sessions.

Parental involvement continues to be strength. Various programs were implemented throughout the school year to provide parents with the opportunity to be engaged in students' learning and success. The PTO has also worked diligently to raise funding for new playground equipment.

Barnwell Primary School is accredited by the Southern Association of Colleges and Schools.

Mrs. Elizabeth Buxton, SIC Chair
Mr. Robbie Eubanks, Principal

Comprehensive detail, including definitions of ratings, performance criteria, and explanations of status, is available on www.ed.sc.gov and www.eoc.sc.gov as well as school and school district websites.

Printed versions are available from school districts upon request.

Abbreviations Key

N/A Not Applicable N/AV Not Available N/C Not Collected N/R Not Reported I/S Insufficient Sample TBD To be determined

NI Newly Identified CSI Continuing School Improvement CA Corrective Action RP Plan to Restructure R Restructure DELAY School Improvement Status HOLD School Improvement Status