



SC Annual School Report Card Summary

KELLY EDWARDS ELEMENTARY
 Williston 29
 Grades: PK-5 Enrollment: 428
 Principal: Donna Selvey
 Superintendent: Alexia C. Clamp
 Board Chair: G. Alan Mulligan

PERFORMANCE

Comprehensive detail, including definitions of ratings, performance criteria, and explanations of status, is available on www.ed.sc.gov and www.eoc.sc.gov as well as school and school district websites. Printed versions are available from school districts upon request.

YEAR	ABSOLUTE RATING	GROWTH RATING	PALMETTO GOLD AND SILVER AWARD		AYP STATUS	NCLB IMPROVEMENT STATUS
			General Performance	Closing the Gap		
2011	Average	Average	TBD	TBD	Met	N/A
2010	Average	Average	N/A	N/A	Met	N/A
2009	Below Average	Average	N/A	N/A	Met	CSI-DELAY

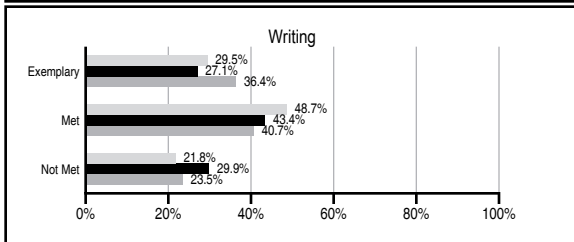
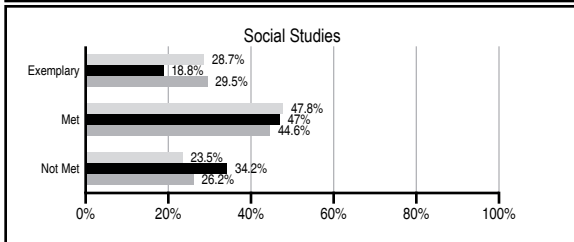
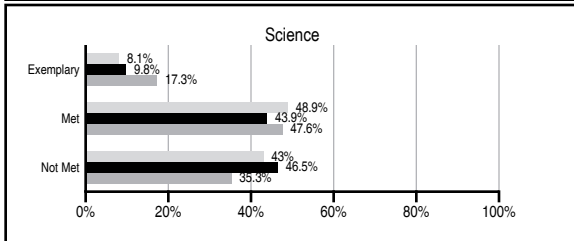
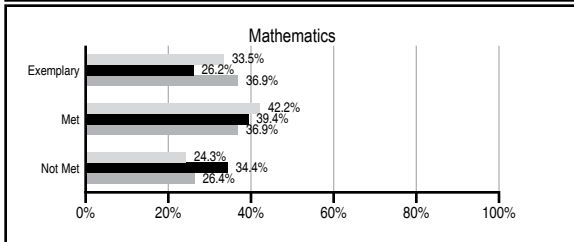
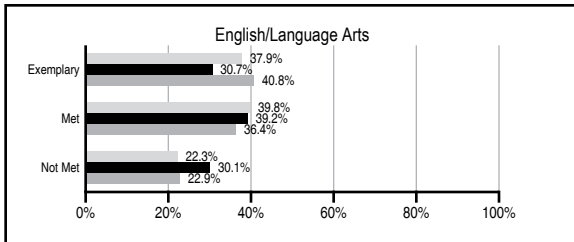
ABSOLUTE RATINGS OF ELEMENTARY SCHOOLS WITH STUDENTS LIKE OURS*

EXCELLENT	GOOD	AVERAGE	BELOW AVERAGE	AT-RISK
4	12	97	28	7

*Ratings are calculated with data available by 11/09/2011. Schools with Students Like Ours are Elementary Schools with Poverty Indices of no more than 5% above or below the index for this school.




PASS PERFORMANCE

Our School
 Elementary Schools with Students Like Ours
 Elementary schools statewide



NAEP PERFORMANCE*

* Performance reported for SC and nation, data not available at school level. Percentages at NAEP Achievement Levels.



SC PERFORMANCE VISION

By 2020 all students will graduate with the knowledge and skills necessary to compete successfully in the global economy, participate in a democratic society and contribute positively as members of families and communities.

Abbreviations Key

N/A Not Applicable N/AV Not Available N/C Not Collected N/R Not Reported I/S Insufficient Sample TBD To be determined

NI Newly Identified CSI Continuing School Improvement CA Corrective Action RP Plan to Restructure R Restructure DELAY School Improvement Status HOLD School Improvement Status

KELLY EDWARDS ELEMENTARY [Williston 29]

SCHOOL PROFILE

	Our School	Change from Last Year	Elementary Schools with Students Like Ours	Median Elementary School
Students (n=428)				
Retention rate	3.3%	Up from 1.9%	1.5%	1.1%
Attendance rate	95.7%	Down from 95.8%	95.9%	96.2%
Served by gifted and talented program	18.4%	Up from 17.4%	8.2%	13.4%
With disabilities other than speech	1.0%	Down from 5.1%	4.5%	4.1%
Older than usual for grade	1.2%	Up from 0.3%	0.5%	0.3%
Out-of-school suspensions or expulsions for violent and/or criminal offenses	0.0%	No Change	0.0%	0.0%
Teachers (n=31)				
Teachers with advanced degrees	54.8%	Down from 56.3%	61.8%	62.5%
Continuing contract teachers	87.1%	Up from 78.1%	85.4%	88.2%
Teachers returning from previous year	88.0%	Up from 81.9%	86.5%	87.8%
Teacher attendance rate	91.8%	Down from 95.8%	95.1%	95.2%
Average teacher salary*	\$43,338	Down 1.2%	\$45,734	\$46,773
Classes not taught by highly qualified teachers	0.0%	No Change	0.0%	0.0%
Professional development days/teacher	13.5 days	Up from 8.7 days	10.4 days	10.5 days
School				
Principal's years at school	8.0	Up from 7.0	4.0	4.0
Student-teacher ratio in core subjects	17.5 to 1	Down from 19.6 to 1	18.4 to 1	19.9 to 1
Prime instructional time	86.6%	Down from 90.7%	90.0%	90.4%
Opportunities in the arts	Excellent	No Change	Good	Good
SACS accreditation	No	No Change	Yes	Yes
Parents attending conferences	99.1%	Down from 100.0%	100.0%	100.0%
Character development program	Excellent	Up from Good	Excellent	Excellent
Dollars spent per pupil**	\$7,137	Up 1.4%	\$7,789	\$7,447
Percent of expenditures for instruction**	68.5%	Down from 71.1%	68.0%	68.4%
Percent of expenditures for teacher salaries**	61.9%	No Change	65.1%	65.8%
% of AYP objectives met	100.0%	No Change	82.4%	90.5%

* Length of contract = 185+ days.

** Prior year audited financial data available.

EVALUATION RESULTS

	Teachers	Students*	Parents*
Number of surveys returned	29	74	61
Percent satisfied with learning environment	85.7%	82.2%	83.3%
Percent satisfied with social and physical environment	92.9%	82.4%	78.7%
Percent satisfied with school-home relations	88.9%	77.0%	83.6%

*Only students at the highest elementary school grade level at this school and their parents were included.

Comprehensive detail, including definitions of ratings, performance criteria, and explanations of status, is available on www.ed.sc.gov and www.eoc.sc.gov as well as school and school district websites.

Printed versions are available from school districts upon request.

REPORT OF PRINCIPAL AND SCHOOL IMPROVEMENT COUNCIL

The mission of Kelly Edwards Elementary School, in partnership with students, teachers and parents, is to develop students that strive to be respectful, responsible, and actively engaged every day. Kelly Edwards Elementary has consistently maintained high standards for all students, and we strive to be a high achieving, student-centered, family-friendly environment.

One key focal point for the faculty and staff has been the inclusion of Response to Intervention (RTI), providing the interventions needed to close the achievement gap and enhancing our students' achievement on district benchmarks and state testing. This includes small group instruction in Math and English Language Arts built into each teacher's daily schedule, the utilization of a math interventionist, and the implementation of Save the Children initiative. Our ultimate goal remains to allow each child to reach his/her full potential and instill in them a lifelong love for learning.

Throughout this school year, Kelly Edwards' students participated in the program, "Hats Off to History." Led by the Creative Arts teacher, each class in the school created and performed a skit to teach about a certain period of history. This allowed all Kelly Edwards students to live the life of a colonial child, experience Hoovervilles during the Great Depression, and even be a part of the bombing of Pearl Harbor, among many others. Following each skit, a hat representing the respective time period was placed on a hallway time line as a reminder for all students of the importance of history and how it impacts each of us. This was done in an effort to increase student achievement in social studies and to provide more integration of the arts into regular classroom activities as an extension of the biweekly skits.

Kelly Edwards Elementary also recognizes the need to prepare our students for a global society and to continue to foster 21st century learners. We continue to utilize our tools for technology instruction and integration. This use of technology in the classroom has been emphasized to allow for more interactive and engaging lessons. The current administration at Kelly Edwards Elementary has equipped each classroom with a Smartboard and LCD projector. Additionally, we utilize Elmo document cameras, Senteo Smart Response Systems, and Flip Camcorders for enhancement of student learning. These tools engage students, provide authentic assessment and real-world applications with digital literacy, as well as provide professional development opportunities for the teachers.

Finally, professional development for teachers took center stage as teachers revised and improved their pacing guides and online curriculums. Part of this professional development included ongoing meetings with the instructional coach to discuss lesson plans and analyze the standards and support documents, as well as the use of quarterly data analysis meetings with the principal. Our expectations remain high for student growth, and our goal to help all students find success remains foremost.

Donna Selvey, Principal
Toneka Green, School Improvement Council Chairperson

Abbreviations Key

N/A Not Applicable N/AV Not Available N/C Not Collected N/R Not Reported I/S Insufficient Sample TBD To be determined
NI Newly Identified CSI Continuing School Improvement CA Corrective Action RP Plan to Restructure R Restructure DELAY School Improvement Status HOLD School Improvement Status