

# SC Annual School Report Card Summary

**MACEDONIA ELEMENTARY**  
 Barnwell 19  
 Grades: PK-6 Enrollment: 483  
 Principal: Teresa G. Reid  
 Superintendent: Dr. Teresa L. Pope  
 Board Chair: Ms. Evelyn Coker

## PERFORMANCE

Comprehensive detail, including definitions of ratings, performance criteria, and explanations of status, is available on [www.ed.sc.gov](http://www.ed.sc.gov) and [www.eoc.sc.gov](http://www.eoc.sc.gov) as well as school and school district websites. Printed versions are available from school districts upon request.

| YEAR | ABSOLUTE RATING | GROWTH RATING | PALMETTO GOLD AND SILVER AWARD |                 | AYP STATUS | NCLB IMPROVEMENT STATUS |
|------|-----------------|---------------|--------------------------------|-----------------|------------|-------------------------|
|      |                 |               | General Performance            | Closing the Gap |            |                         |
| 2011 | Below Average   | Below Average | TBD                            | TBD             | Not Met    | N/A                     |
| 2010 | Below Average   | Below Average | N/A                            | N/A             | Met        | N/A                     |
| 2009 | Below Average   | Average       | N/A                            | N/A             | Met        | R-DELAY                 |

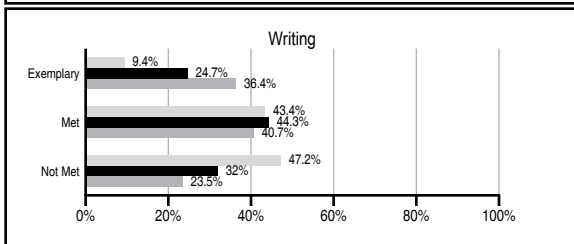
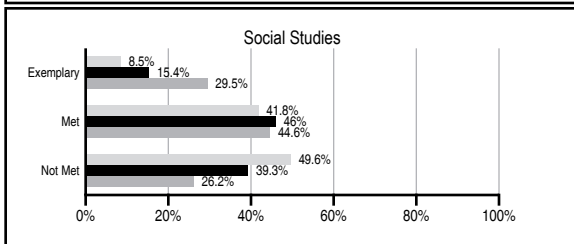
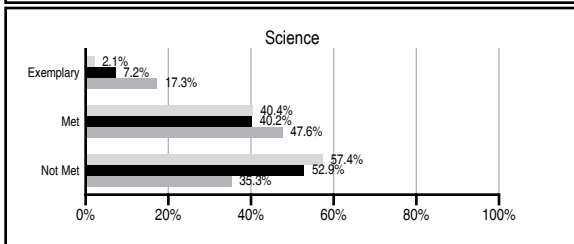
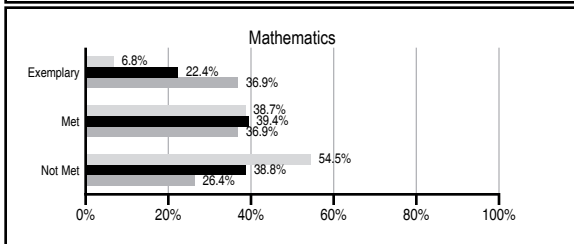
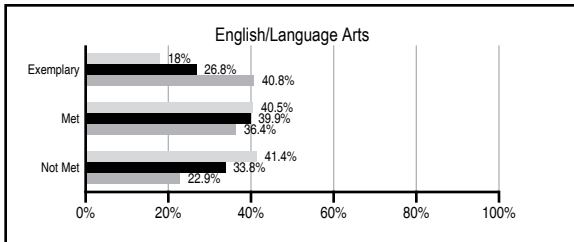
## ABSOLUTE RATINGS OF ELEMENTARY SCHOOLS WITH STUDENTS LIKE OURS\*

| EXCELLENT | GOOD | AVERAGE | BELOW AVERAGE | AT-RISK |
|-----------|------|---------|---------------|---------|
| 2         | 8    | 92      | 52            | 23      |

\* Ratings are calculated with data available by 11/09/2011. Schools with Students Like Ours are Elementary Schools with Poverty Indices of no more than 5% above or below the index for this school.



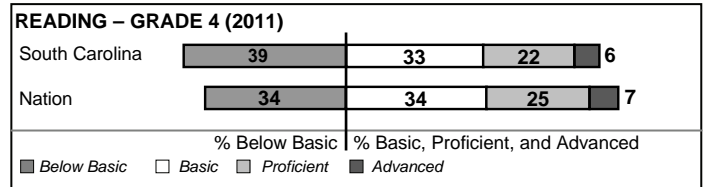
## PASS PERFORMANCE

Our School
  Elementary Schools with Students Like Ours
  Elementary schools statewide



## NAEP PERFORMANCE\*

\* Performance reported for SC and nation, data not available at school level. Percentages at NAEP Achievement Levels.



## SC PERFORMANCE VISION

*By 2020 all students will graduate with the knowledge and skills necessary to compete successfully in the global economy, participate in a democratic society and contribute positively as members of families and communities.*

### Abbreviations Key

N/A Not Applicable N/AV Not Available N/C Not Collected N/R Not Reported I/S Insufficient Sample TBD To be determined  
 NI Newly Identified CSI Continuing School Improvement CA Corrective Action RP Plan to Restructure R Restructure DELAY School Improvement Status HOLD School Improvement Status

# MACEDONIA ELEMENTARY [Barnwell 19]

## SCHOOL PROFILE

|  | Our School | Change from Last Year | Elementary Schools with Students Like Ours | Median Elementary School |
|--|------------|-----------------------|--|--------------------------|
| <b>Students (n=483)</b>  |            |                       |  |                          |
| Retention rate   | 1.8%       | Down from 2.7%        | 1.5%                                       | 1.1%                     |
| Attendance rate  | 96.5%      | Up from 95.5%         | 96.1%                                      | 96.2%                    |
| Served by gifted and talented program  | 7.3%       | Up from 5.6%          | 5.4%                                       | 13.4%                    |
| With disabilities other than speech  | 4.4%       | Down from 7.4%        | 4.3%                                       | 4.1%                     |
| Older than usual for grade   | 1.0%       | Up from 0.8%          | 0.6%                                       | 0.3%                     |
| Out-of-school suspensions or expulsions for violent and/or criminal offenses | 0.0%       | No Change             | 0.0%                                       | 0.0%                     |
| <b>Teachers (n=30)</b>   |            |                       |  |                          |
| Teachers with advanced degrees   | 40.0%      | Up from 37.5%         | 61.7%                                      | 62.5%                    |
| Continuing contract teachers   | 83.3%      | Up from 81.3%         | 82.4%                                      | 88.2%                    |
| Teachers returning from previous year  | 86.8%      | Up from 84.3%         | 84.7%                                      | 87.8%                    |
| Teacher attendance rate  | 93.6%      | Down from 94.2%       | 95.2%                                      | 95.2%                    |
| Average teacher salary*  | \$39,979   | Up 2.1%               | \$45,139                                   | \$46,773                 |
| Classes not taught by highly qualified teachers                              | 0.0%       | No Change             | 0.0%                                       | 0.0%                     |
| Professional development days/teacher  | 6.4 days   | Down from 7.9 days    | 10.6 days                                  | 10.5 days                |
| <b>School</b>  |            |                       |  |                          |
| Principal's years at school  | 0.0        | Down from 3.0         | 4.0  | 4.0                      |
| Student-teacher ratio in core subjects                                       | 17.0 to 1  | Up from 16.9 to 1     | 17.6 to 1                                  | 19.9 to 1                |
| Prime instructional time   | 89.3%      | Up from 87.8%         | 90.3%                                      | 90.4%                    |
| Opportunities in the arts  | Good       | No Change             | Good                                       | Good                     |
| SACS accreditation   | Yes        | No Change             | Yes  | Yes                      |
| Parents attending conferences  | 100.0%     | Up from 98.3%         | 100.0%                                     | 100.0%                   |
| Character development program  | Excellent  | No Change             | Excellent                                  | Excellent                |
| Dollars spent per pupil**  | \$8,234    | Down 11.5%            | \$8,435                                    | \$7,447                  |
| Percent of expenditures for instruction**                                    | 59.1%      | Down from 59.8%       | 67.8%                                      | 68.4%                    |
| Percent of expenditures for teacher salaries**                               | 52.9%      | Down from 55.1%       | 64.2%                                      | 65.8%                    |
| % of AYP objectives met  | 58.8%      | Down from 100.0%      | 76.9%                                      | 90.5%                    |

\* Length of contract = 185+ days.

\*\* Prior year audited financial data available.

## EVALUATION RESULTS

|  | Teachers | Students* | Parents* |
|--|----------|-----------|----------|
| Number of surveys returned                             | 29       | 24        | 21       |
| Percent satisfied with learning environment            | 96.6%    | 83.3%     | 89.5%    |
| Percent satisfied with social and physical environment | 100.0%   | 79.2%     | 73.7%    |
| Percent satisfied with school-home relations           | 75.0%    | 83.3%     | 81.0%    |

\*Only students at the highest elementary school grade level at this school and their parents were included.

## REPORT OF PRINCIPAL AND SCHOOL IMPROVEMENT COUNCIL

The theme for this year at Macedonia was "One Team, One Dream". Our great team, which included all stakeholders, worked together for the common dream of student achievement. The year was full of rich learning experiences for our teachers, students, and community. Macedonia was recognized by the Education Oversight committee for the second consecutive year for closing the achievement gap among students of different ethnic, racial, and economic backgrounds. The faculty, staff, students, parents, and community members worked together focusing on student-centered instruction, positive school citizenship, healthy choices for living, and arts enrichment. The outstanding faculty and staff at MES understand that the academic success of our students is largely dependent upon us. As such, we worked tirelessly to provide a challenging instructional program which was driven by both the South Carolina Curriculum Standards and our school and district renewal plans. Teachers received comprehensive, ongoing, professional development designed to help them improve in their craft. Additionally, a number of teachers and staff members continued to work toward earning advanced degrees and additional certification.

A focus on analyzing and using test data provided by Measures of Academic Progress, the Metropolitan Achievement Test, and Benchmark assessments allowed us to provide individualized instruction to each student. Combining other varied assessment tools such as portfolios and teacher created formative assessments made it possible to review each student's strengths and build challenging and differentiated instruction accordingly. The School Improvement Council, PTSO, parents, and the community continue to enhance learning at Macedonia with their involvement and support. Students enjoyed many benefits as volunteers came to read, provided incentives, and joined us in celebrating academics, physical fitness, character development, and the arts. At Macedonia Elementary, we appreciate the support of the District 19 Superintendent, Board of Trustees, and the district's administrators, who support our school by supplying us with the necessary resources to provide high quality educational programming in a safe, well-maintained facility.

As we move into the 2011/12 academic year, we are committed to carrying on the Macedonia Elementary School tradition of using our combined talents in ways that will ensure our students are given the best education possible!  
Brenda Hughes, School Improvement Council Chair  
Teresa. G Reid, Principal

Comprehensive detail, including definitions of ratings, performance criteria, and explanations of status, is available on [www.ed.sc.gov](http://www.ed.sc.gov) and [www.eoc.sc.gov](http://www.eoc.sc.gov) as well as school and school district websites.

Printed versions are available from school districts upon request.

### Abbreviations Key

N/A Not Applicable N/AV Not Available N/C Not Collected N/R Not Reported I/S Insufficient Sample TBD To be determined

NI Newly Identified CSI Continuing School Improvement CA Corrective Action RP Plan to Restructure R Restructure DELAY School Improvement Status HOLD School Improvement Status