



# SC Annual School Report Card Summary

**DENMARK-OLAR ELEMENTARY**  
**Bamberg 2**  
**Grades: PK-5** Enrollment: 432  
**Principal: Tonya D. Tomas**  
**Superintendent: Dr. Thelma Sojourner**  
**Board Chair: Loretta P. Goodman**

## PERFORMANCE

Comprehensive detail, including definitions of ratings, performance criteria, and explanations of status, is available on [www.ed.sc.gov](http://www.ed.sc.gov) and [www.eoc.sc.gov](http://www.eoc.sc.gov) as well as school and school district websites. Printed versions are available from school districts upon request.

YEAR	ABSOLUTE RATING	GROWTH RATING	PALMETTO GOLD AND SILVER AWARD		AYP STATUS	NCLB IMPROVEMENT STATUS
			General Performance	Closing the Gap		
2011	At-Risk	Below Average	TBD	TBD	Not Met	R
2010	Below Average	Below Average	N/A	N/A	Not Met	R
2009	Below Average	Below Average	N/A	N/A	Not Met	R

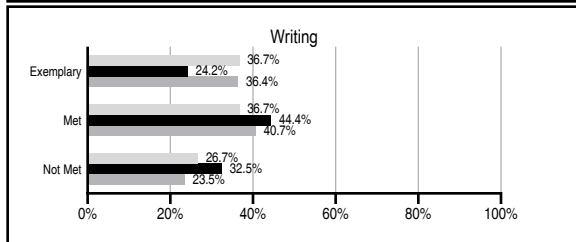
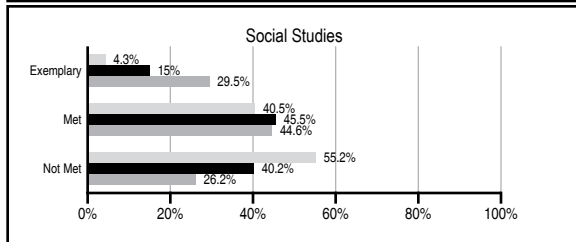
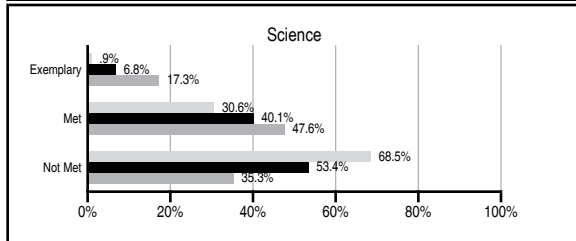
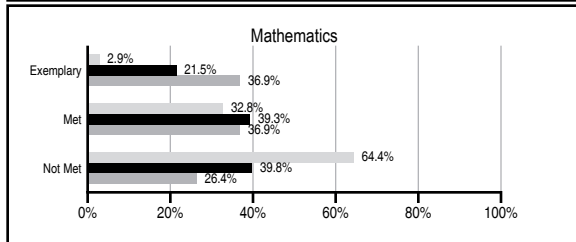
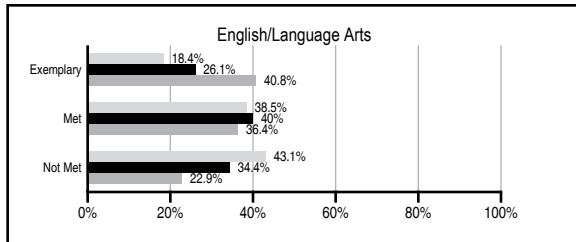
## ABSOLUTE RATINGS OF ELEMENTARY SCHOOLS WITH STUDENTS LIKE OURS\*

EXCELLENT	GOOD	AVERAGE	BELOW AVERAGE	AT-RISK
1	6	80	51	23

\* Ratings are calculated with data available by 11/09/2011. Schools with Students Like Ours are Elementary Schools with Poverty Indices of no more than 5% above or below the index for this school.

## PASS PERFORMANCE

Our School
  Elementary Schools with Students Like Ours
  Elementary schools statewide



## NAEP PERFORMANCE\*

\* Performance reported for SC and nation, data not available at school level. Percentages at NAEP Achievement Levels.



## SC PERFORMANCE VISION

*By 2020 all students will graduate with the knowledge and skills necessary to compete successfully in the global economy, participate in a democratic society and contribute positively as members of families and communities.*

### Abbreviations Key

N/A Not Applicable N/AV Not Available N/C Not Collected N/R Not Reported I/S Insufficient Sample TBD To be determined

NI Newly Identified CSI Continuing School Improvement CA Corrective Action RP Plan to Restructure R Restructure DELAY School Improvement Status HOLD School Improvement Status

# DENMARK-OLAR ELEMENTARY [Bamberg 2]

## SCHOOL PROFILE

	Our School	Change from Last Year	Elementary Schools with Students Like Ours	Median Elementary School
<b>Students (n=432)</b>				
Retention rate	5.1%	Down from 5.9%	1.5%	1.1%
Attendance rate	98.8%	Up from 96.9%	96.0%	96.2%
Served by gifted and talented program	2.1%	Down from 2.5%	5.3%	13.4%
With disabilities other than speech	5.4%	Down from 8.0%	4.3%	4.1%
Older than usual for grade	2.7%	Down from 2.9%	0.6%	0.3%
Out-of-school suspensions or expulsions for violent and/or criminal offenses	6.0%	Up from 2.3%	0.0%	0.0%
<b>Teachers (n=31)</b>				
Teachers with advanced degrees	58.1%	Down from 64.5%	61.9%	62.5%
Continuing contract teachers	51.6%	Down from 64.5%	82.1%	88.2%
Teachers returning from previous year	82.7%	Up from 81.9%	84.6%	87.8%
Teacher attendance rate	93.8%	Down from 94.4%	95.2%	95.2%
Average teacher salary*	\$41,948	Up 0.4%	\$45,155	\$46,773
Classes not taught by highly qualified teachers	0.0%	Down from 6.7%	0.0%	0.0%
Professional development days/teacher	7.7 days	Up from 7.3 days	10.6 days	10.5 days
<b>School</b>				
Principal's years at school	1.0	Down from 7.0	3.0	4.0
Student-teacher ratio in core subjects	18.3 to 1	Up from 18.0 to 1	17.5 to 1	19.9 to 1
Prime instructional time	91.2%	Up from 90.0%	90.3%	90.4%
Opportunities in the arts	Good	No Change	Good	Good
SACS accreditation	Yes	No Change	Yes	Yes
Parents attending conferences	99.9%	Down from 100.0%	100.0%	100.0%
Character development program	Below Average	Down from Good	Excellent	Excellent
Dollars spent per pupil**	\$7,787	Up 3.7%	\$8,514	\$7,447
Percent of expenditures for instruction**	65.8%	Up from 62.2%	67.6%	68.4%
Percent of expenditures for teacher salaries**	59.6%	Up from 56.6%	63.9%	65.8%
% of AYP objectives met	53.3%	Down from 76.9%	76.9%	90.5%

\* Length of contract = 185+ days.

\*\* Prior year audited financial data available.

## EVALUATION RESULTS

	Teachers	Students*	Parents*
Number of surveys returned	25	61	50
Percent satisfied with learning environment	56.0%	88.1%	75.0%
Percent satisfied with social and physical environment	48.0%	70.5%	60.4%
Percent satisfied with school-home relations	56.0%	95.1%	78.0%

\*Only students at the highest elementary school grade level at this school and their parents were included.

## REPORT OF PRINCIPAL AND SCHOOL IMPROVEMENT COUNCIL

"Taking the Steps to Reach AYP," is a goal that all of our stakeholders believe in. We have several initiatives that we are using to achieve this goal. During the instructional day, our students work on the following: Accelerated Reader, SuccessMaker, AYP Math, and Breakthrough to Literacy. Our students and faculty are working very hard during the week and on Saturdays. Throughout the school year, faculty and staff volunteer some of their Saturdays to work with students in a small group. Teachers have also provided tutoring after school for students. Our students enjoy learning and to reward them for doing a wonderful job, we celebrate positive behavior at the end of each month.

We believe that our students, parents, faculty, and community members are very important within our school. During the school year, we have the following events planned:

- Doughnuts for Dad
- Grits for Grands
- Muffins for Moms
- Walk to School Day
- Book It Program
- American Education Week
- USC Read with the Gamecocks
- PBIS Monthly Celebrations
- Red Ribbon Week
- Subway Art Contest

Cindy Jacobs, Chairperson  
Tonya Thomas, Principal

Comprehensive detail, including definitions of ratings, performance criteria, and explanations of status, is available on [www.ed.sc.gov](http://www.ed.sc.gov) and [www.eoc.sc.gov](http://www.eoc.sc.gov) as well as school and school district websites.

Printed versions are available from school districts upon request.

### Abbreviations Key

N/A Not Applicable N/AV Not Available N/C Not Collected N/R Not Reported I/S Insufficient Sample TBD To be determined  
NI Newly Identified CSI Continuing School Improvement CA Corrective Action RP Plan to Restructure R Restructure DELAY School Improvement Status HOLD School Improvement Status