



SC Annual School Report Card Summary

RICHARD CARROLL ELEMENTARY
Bamberg 1
Grades: 4-5 Enrollment: 226
Principal: Johnnie Smith
Superintendent: Phyllis K. Schwarting
Board Chair: Dr. R. Dale Padgett

PERFORMANCE

Comprehensive detail, including definitions of ratings, performance criteria, and explanations of status, is available on www.ed.sc.gov and www.eoc.sc.gov as well as school and school district websites. Printed versions are available from school districts upon request.

YEAR	ABSOLUTE RATING	GROWTH RATING	PALMETTO GOLD AND SILVER AWARD		AYP STATUS	NCLB IMPROVEMENT STATUS
			General Performance	Closing the Gap		
2011	Good	Good	TBD	TBD	Met	N/A
2010	Average	Good	Silver	Silver	Met	N/A
2009	Good	Good	Silver	Silver	Met	N/A

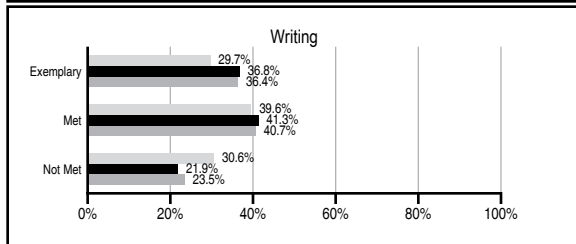
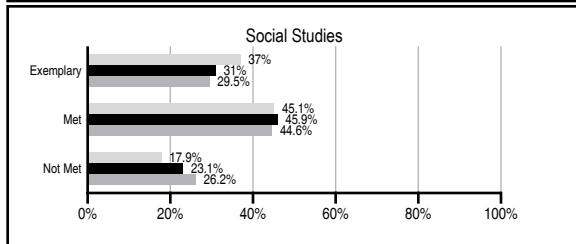
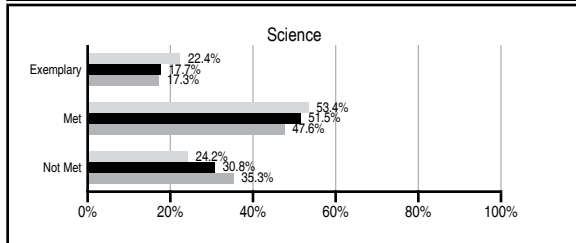
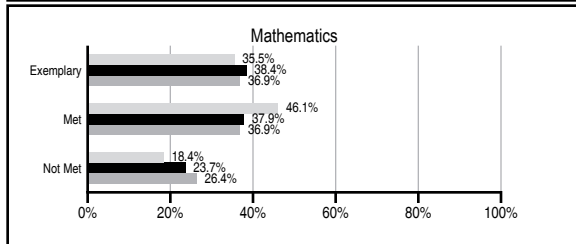
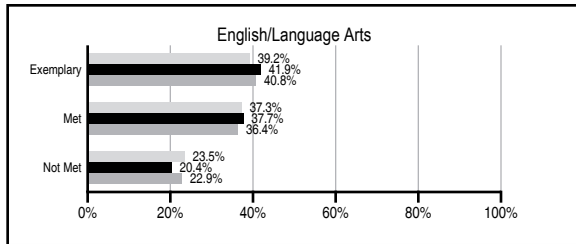
ABSOLUTE RATINGS OF ELEMENTARY SCHOOLS WITH STUDENTS LIKE OURS*

EXCELLENT	GOOD	AVERAGE	BELOW AVERAGE	AT-RISK
22	34	54	1	0

* Ratings are calculated with data available by 11/09/2011. Schools with Students Like Ours are Elementary Schools with Poverty Indices of no more than 5% above or below the index for this school.

PASS PERFORMANCE

Our School
 Elementary Schools with Students Like Ours
 Elementary schools statewide



NAEP PERFORMANCE*

* Performance reported for SC and nation, data not available at school level. Percentages at NAEP Achievement Levels.



SC PERFORMANCE VISION

By 2020 all students will graduate with the knowledge and skills necessary to compete successfully in the global economy, participate in a democratic society and contribute positively as members of families and communities.

Abbreviations Key

N/A Not Applicable N/AV Not Available N/C Not Collected N/R Not Reported I/S Insufficient Sample TBD To be determined

NI Newly Identified CSI Continuing School Improvement CA Corrective Action RP Plan to Restructure R Restructure DELAY School Improvement Status HOLD School Improvement Status

RICHARD CARROLL ELEMENTARY [Bamberg 1]

SCHOOL PROFILE

	Our School	Change from Last Year	Elementary Schools with Students Like Ours	Median Elementary School
Students (n=226)				
Retention rate	0.0%	Down from 0.8%	1.2%	1.1%
Attendance rate	95.9%	Down from 96.1%	96.1%	96.2%
Served by gifted and talented program	11.3%	Down from 17.1%	14.2%	13.4%
With disabilities other than speech	4.4%	Down from 7.3%	5.0%	4.1%
Older than usual for grade	0.9%	Up from 0.8%	0.2%	0.3%
Out-of-school suspensions or expulsions for violent and/or criminal offenses	0.0%	No Change	0.0%	0.0%
Teachers (n=11)				
Teachers with advanced degrees	54.5%	Down from 58.3%	60.7%	62.5%
Continuing contract teachers	90.9%	Down from 91.7%	90.0%	88.2%
Teachers returning from previous year	71.0%	Down from 72.0%	88.5%	87.8%
Teacher attendance rate	95.4%	Down from 95.8%	95.2%	95.2%
Average teacher salary*	\$40,959	Down 5.9%	\$46,510	\$46,773
Classes not taught by highly qualified teachers	2.7%	Up from 0.0%	0.0%	0.0%
Professional development days/teacher	7.2 days	Up from 7.1 days	10.5 days	10.5 days
School				
Principal's years at school	14.0	Up from 13.0	4.0	4.0
Student-teacher ratio in core subjects	18.1 to 1	Down from 19.4 to 1	20.1 to 1	19.9 to 1
Prime instructional time	90.6%	Down from 91.7%	90.3%	90.4%
Opportunities in the arts	Good	No Change	Good	Good
SACS accreditation	No	No Change	Yes	Yes
Parents attending conferences	88.2%	Up from 87.7%	100.0%	100.0%
Character development program	Average	No Change	Excellent	Excellent
Dollars spent per pupil**	\$7,141	Down 16.9%	\$7,073	\$7,447
Percent of expenditures for instruction**	61.4%	Up from 55.0%	68.5%	68.4%
Percent of expenditures for teacher salaries**	56.8%	Up from 53.0%	65.7%	65.8%
% of AYP objectives met	100.0%	No Change	93.1%	90.5%

* Length of contract = 185+ days.

** Prior year audited financial data available.

EVALUATION RESULTS

	Teachers	Students*	Parents*
Number of surveys returned	17	106	65
Percent satisfied with learning environment	82.4%	90.5%	76.9%
Percent satisfied with social and physical environment	82.4%	79.8%	81.5%
Percent satisfied with school-home relations	76.5%	86.8%	84.4%

*Only students at the highest elementary school grade level at this school and their parents were included.

REPORT OF PRINCIPAL AND SCHOOL IMPROVEMENT COUNCIL

The 2010-2011 school year brought many successes as well as challenges for Richard Carroll Elementary school. The ground breaking ceremony for the new elementary school that is scheduled to open in August 2012 was held May 12, 2011. This event culminated a year of planning and preparation for a new school which will house grades PK4-grade 6, and one in which the entire community can take great pride.

RCES implemented a tiered intervention program, Response to Intervention (RtI). The purpose of this program is to target struggling learners, to bridge gaps in achievement, to inform parents of student progress and to involve them in making decisions about their child's education.

Throughout the year, parents, students and teachers participated in many events which are indicative of RCES's vision of solid school-community relationships and partnerships. The school held parent visitation nights every nine weeks. The third open house of the year was an Author's Night which highlighted the books written by each class. The books previously purchased by parents were distributed and read together that evening. This was a special night enjoyed by many! Other events included Otter-Math Night for parents, Parent Portal Night to introduce parents to the new Power School parent portal which gives parents access to students' grades and assignments, and a book fair that was open to parents and community before and after school.

At every opportunity, RCES integrates literacy and other subject area standards with community experiences. This allows students and their families opportunities to bridge school experiences with real-life. RCES promotes and embraces integrating multicultural experiences whenever possible. Several events held at RCES this year reflect these practices. Professional storytellers visited the school, telling stories which coordinated with the grade-level social studies standards. In conjunction with Salkehatchie Stew, a community storytelling festival, a storyteller assisted students in making cornhusk dolls which related to their Colonial American study. This activity was facilitated by volunteers from the community and greatly enjoyed by the students.

Celebrating our successes, RCES made AYP for the third consecutive year and received recognition as a Palmetto Silver school. RCES strongly believes our successes are a result of students', teachers', and parents' hard work and constant collaboration. RCES will continue to have high expectations for teachers and learners and will continue to strive for excellence. "Success is the doing, not the getting; in the trying, not the triumph. Success is a personal standard, reaching for the highest that is in us, becoming all that we can be." (Zig Ziglar) RCES fully embraces this philosophy!

Johnnie Smith, Principal
Marion Dwight, SIC Chairman

Comprehensive detail, including definitions of ratings, performance criteria, and explanations of status, is available on www.ed.sc.gov and www.eoc.sc.gov as well as school and school district websites.

Printed versions are available from school districts upon request.

Abbreviations Key

N/A Not Applicable N/AV Not Available N/C Not Collected N/R Not Reported I/S Insufficient Sample TBD To be determined

NI Newly Identified CSI Continuing School Improvement CA Corrective Action RP Plan to Restructure R Restructure DELAY School Improvement Status HOLD School Improvement Status