



SC Annual School Report Card Summary

MCLEES ELEMENTARY

Anderson 5

Grades: PK-5

Enrollment: 637

Principal: Janet Mills

Superintendent: Betty T Bagley

Board Chair: Mr. Al Norris Jr.

PERFORMANCE

Comprehensive detail, including definitions of ratings, performance criteria, and explanations of status, is available on www.ed.sc.gov and www.eoc.sc.gov as well as school and school district websites. Printed versions are available from school districts upon request.

YEAR	ABSOLUTE RATING	GROWTH RATING	PALMETTO GOLD AND SILVER AWARD		AYP STATUS	NCLB IMPROVEMENT STATUS
			General Performance	Closing the Gap		
2011	Good	Average	TBD	TBD	Not Met	N/A
2010	Average	Good	Silver	N/A	Met	N/A
2009	Average	Average	N/A	N/A	Not Met	N/A

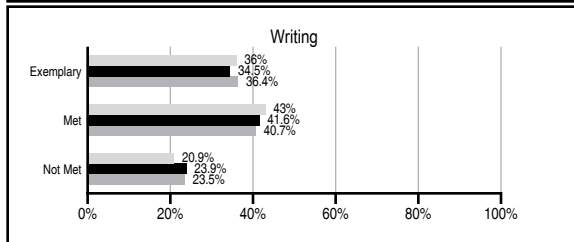
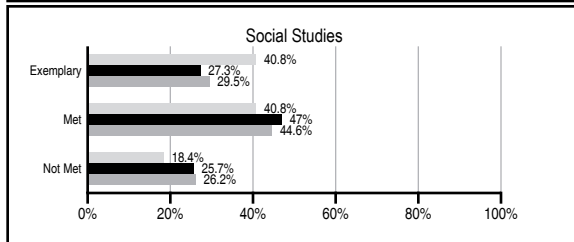
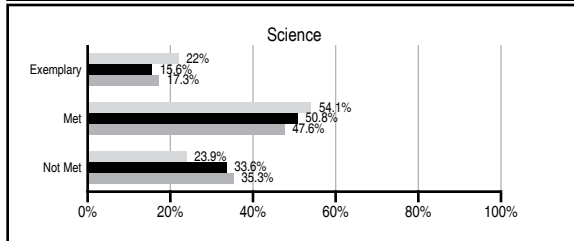
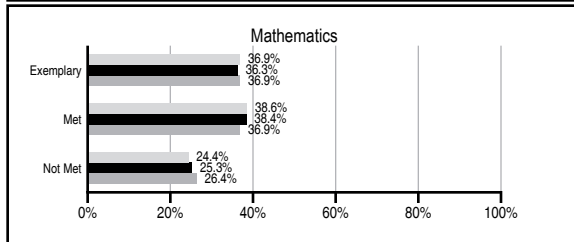
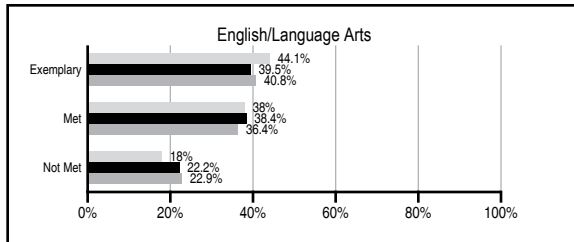
ABSOLUTE RATINGS OF ELEMENTARY SCHOOLS WITH STUDENTS LIKE OURS*

EXCELLENT	GOOD	AVERAGE	BELOW AVERAGE	AT-RISK
13	34	71	4	0

* Ratings are calculated with data available by 11/09/2011. Schools with Students Like Ours are Elementary Schools with Poverty Indices of no more than 5% above or below the index for this school.


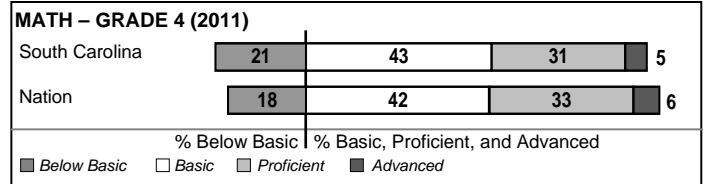
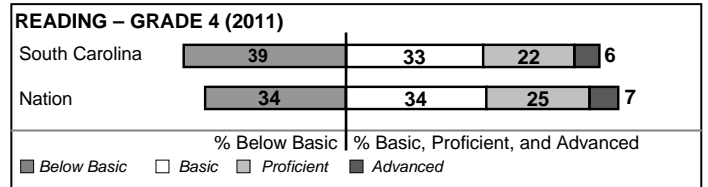
PASS PERFORMANCE

Our School
 Elementary Schools with Students Like Ours
 Elementary schools statewide



NAEP PERFORMANCE*

* Performance reported for SC and nation, data not available at school level. Percentages at NAEP Achievement Levels.



SC PERFORMANCE VISION

By 2020 all students will graduate with the knowledge and skills necessary to compete successfully in the global economy, participate in a democratic society and contribute positively as members of families and communities.

Abbreviations Key

N/A Not Applicable N/AV Not Available N/C Not Collected N/R Not Reported I/S Insufficient Sample TBD To be determined

NI Newly Identified CSI Continuing School Improvement CA Corrective Action RP Plan to Restructure R Restructure DELAY School Improvement Status HOLD School Improvement Status

MCLEES ELEMENTARY [Anderson 5]

SCHOOL PROFILE

	Our School	Change from Last Year	Elementary Schools with Students Like Ours	Median Elementary School
Students (n=637)				
Retention rate	0.5%	Down from 1.2%	1.0%	1.1%
Attendance rate	95.8%	Down from 99.9%	96.0%	96.2%
Served by gifted and talented program	19.9%	Up from 14.0%	13.3%	13.4%
With disabilities other than speech	7.8%	Down from 15.5%	5.2%	4.1%
Older than usual for grade	0.8%	Down from 1.8%	0.3%	0.3%
Out-of-school suspensions or expulsions for violent and/or criminal offenses	0.0%	No Change	0.0%	0.0%
Teachers (n=42)				
Teachers with advanced degrees	64.3%	Up from 43.5%	60.3%	62.5%
Continuing contract teachers	100.0%	Up from 84.8%	90.8%	88.2%
Teachers returning from previous year	85.9%	Up from 81.9%	88.1%	87.8%
Teacher attendance rate	93.5%	Down from 94.1%	95.0%	95.2%
Average teacher salary*	\$43,940	Down 2.8%	\$46,621	\$46,773
Classes not taught by highly qualified teachers	0.0%	No Change	0.0%	0.0%
Professional development days/teacher	13.3 days	Up from 12.5 days	10.9 days	10.5 days
School				
Principal's years at school	7.0	Up from 6.0	4.0	4.0
Student-teacher ratio in core subjects	20.2 to 1	Up from 18.4 to 1	19.8 to 1	19.9 to 1
Prime instructional time	88.5%	Down from 93.5%	90.2%	90.4%
Opportunities in the arts	Good	Down from Excellent	Good	Good
SACS accreditation	Yes	No Change	Yes	Yes
Parents attending conferences	100.0%	No Change	100.0%	100.0%
Character development program	Excellent	Up from Good	Excellent	Excellent
Dollars spent per pupil**	\$6,486	Down 4.4%	\$7,307	\$7,447
Percent of expenditures for instruction**	70.9%	Up from 69.8%	67.9%	68.4%
Percent of expenditures for teacher salaries**	70.3%	Up from 68.5%	65.4%	65.8%
% of AYP objectives met	81.0%	Down from 100.0%	92.3%	90.5%

* Length of contract = 185+ days.

** Prior year audited financial data available.

EVALUATION RESULTS

	Teachers	Students*	Parents*
Number of surveys returned	43	74	50
Percent satisfied with learning environment	100.0%	87.7%	92.0%
Percent satisfied with social and physical environment	97.7%	87.7%	95.9%
Percent satisfied with school-home relations	83.7%	78.4%	87.2%

*Only students at the highest elementary school grade level at this school and their parents were included.

REPORT OF PRINCIPAL AND SCHOOL IMPROVEMENT COUNCIL

McLees Academy of Leadership is an outstanding school located on the west side of Anderson, South Carolina that creates a wonderful learning environment. This year we received status as a magnet school of leadership. We continued to train our staff in leadership skills based on Stephen Covey and began implementation with our students and families. McLees had an average enrollment of 650 students and 88 staff and faculty members. We house grades K-5 in regular and special education classrooms. The faculty, staff, and administration work together as a strong team with common goals. We are committed to providing a quality instructional program that is tailored for each child in a safe school environment.

Our school received a report card rating of average in 2010. We are a Red Carpet and a Schools of Promise school. We are recipients of two state awards: Literacy Spot Award which recognizes outstanding emergent literacy programs in primary schools, and Exemplary Writing Award sponsored by the South Carolina Department of Education based on an extensive evaluation of a school's instructional programs, with a particular emphasis on writing. Instructional programs at McLees included computer assisted instruction, Early Reading Intervention, Daily Calendar Math, and balanced literacy. We continued with our writing recognition programs this year: Best in Show and Maverick Writers. Staff development sessions included guided reading, math, technology, Science kits, leadership, and data analysis. Other activities included a Chorus, Post Office, Publishing Center, School News Show, Leadership Marches, Recycling, and Open House.

At McLees Elementary School we are dedicated to our students and eagerly accept the challenge of guiding them as they become responsible, independent learners in a developmentally appropriate environment. Diversity is appreciated, and family and community are involved as partners in this process!

Principal-Janet Mills

SIC Chair-Mrs. Kim Dillon

Comprehensive detail, including definitions of ratings, performance criteria, and explanations of status, is available on www.ed.sc.gov and www.eoc.sc.gov as well as school and school district websites.

Printed versions are available from school districts upon request.

Abbreviations Key

N/A Not Applicable N/AV Not Available N/C Not Collected N/R Not Reported I/S Insufficient Sample TBD To be determined
 NI Newly Identified CSI Continuing School Improvement CA Corrective Action RP Plan to Restructure R Restructure DELAY School Improvement Status HOLD School Improvement Status