



SC Annual School Report Card Summary

CALHOUN ACADEMY OF THE ARTS
Anderson 5
Grades: K-5 **Enrollment: 719**
Principal: Ann D. Self
Superintendent: Betty T Bagley
Board Chair: Mr. Al Norris Jr.

PERFORMANCE

Comprehensive detail, including definitions of ratings, performance criteria, and explanations of status, is available on www.ed.sc.gov and www.eoc.sc.gov as well as school and school district websites. Printed versions are available from school districts upon request.

YEAR	ABSOLUTE RATING	GROWTH RATING	PALMETTO GOLD AND SILVER AWARD		AYP STATUS	NCLB IMPROVEMENT STATUS
			General Performance	Closing the Gap		
2011	Good	Good	TBD	TBD	Not Met	N/A
2010	Good	Good	Silver	N/A	Met	N/A
2009	Good	Excellent	Gold	N/A	Not Met	N/A

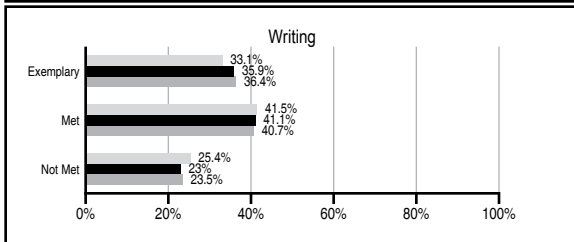
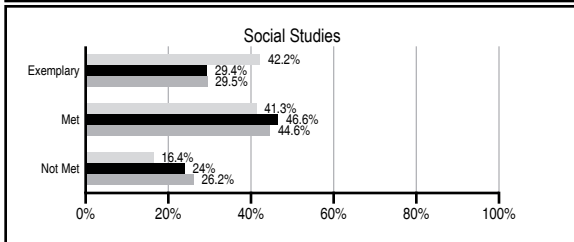
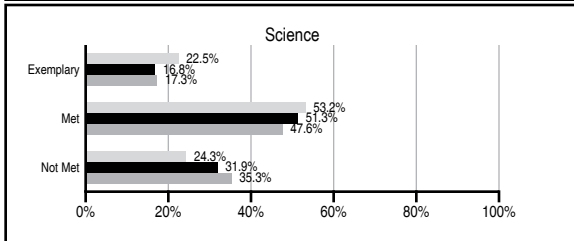
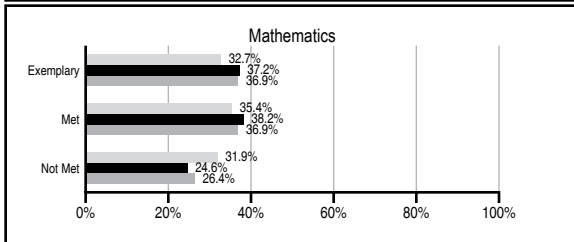
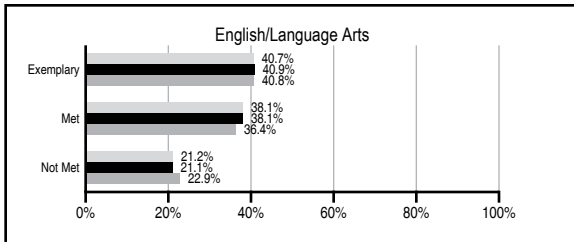
ABSOLUTE RATINGS OF ELEMENTARY SCHOOLS WITH STUDENTS LIKE OURS*

EXCELLENT	GOOD	AVERAGE	BELOW AVERAGE	AT-RISK
18	37	63	3	0

* Ratings are calculated with data available by 11/09/2011. Schools with Students Like Ours are Elementary Schools with Poverty Indices of no more than 5% above or below the index for this school.

PASS PERFORMANCE

Our School
 Elementary Schools with Students Like Ours
 Elementary schools statewide



NAEP PERFORMANCE*

* Performance reported for SC and nation, data not available at school level. Percentages at NAEP Achievement Levels.



SC PERFORMANCE VISION

By 2020 all students will graduate with the knowledge and skills necessary to compete successfully in the global economy, participate in a democratic society and contribute positively as members of families and communities.

Abbreviations Key

N/A Not Applicable N/AV Not Available N/C Not Collected N/R Not Reported I/S Insufficient Sample TBD To be determined

NI Newly Identified CSI Continuing School Improvement CA Corrective Action RP Plan to Restructure R Restructure DELAY School Improvement Status HOLD School Improvement Status

CALHOUN ACADEMY OF THE ARTS [Anderson 5]

SCHOOL PROFILE

	Our School	Change from Last Year	Elementary Schools with Students Like Ours	Median Elementary School
Students (n=719)				
Retention rate	1.1%	Up from 0.4%	1.2%	1.1%
Attendance rate	96.0%	Down from 99.9%	96.1%	96.2%
Served by gifted and talented program	13.9%	Down from 16.2%	14.2%	13.4%
With disabilities other than speech	3.5%	Down from 4.9%	5.2%	4.1%
Older than usual for grade	0.3%	Up from 0.0%	0.2%	0.3%
Out-of-school suspensions or expulsions for violent and/or criminal offenses	0.0%	No Change	0.0%	0.0%
Teachers (n=46)				
Teachers with advanced degrees	56.5%	Up from 49.0%	61.9%	62.5%
Continuing contract teachers	97.8%	Up from 83.7%	90.0%	88.2%
Teachers returning from previous year	89.1%	Up from 83.8%	88.3%	87.8%
Teacher attendance rate	96.1%	Up from 94.8%	95.2%	95.2%
Average teacher salary*	\$42,871	Down 2.0%	\$46,534	\$46,773
Classes not taught by highly qualified teachers	0.0%	No Change	0.0%	0.0%
Professional development days/teacher	8.7 days	Down from 9.5 days	10.4 days	10.5 days
School				
Principal's years at school	18.0	Up from 17.0	4.0	4.0
Student-teacher ratio in core subjects	20.8 to 1	Up from 19.8 to 1	20.0 to 1	19.9 to 1
Prime instructional time	91.5%	Down from 94.0%	90.3%	90.4%
Opportunities in the arts	Excellent	No Change	Good	Good
SACS accreditation	Yes	No Change	Yes	Yes
Parents attending conferences	99.0%	Down from 99.9%	100.0%	100.0%
Character development program	Excellent	No Change	Excellent	Excellent
Dollars spent per pupil**	\$5,834	Down 19.8%	\$7,219	\$7,447
Percent of expenditures for instruction**	69.5%	Down from 70.0%	68.1%	68.4%
Percent of expenditures for teacher salaries**	68.9%	Up from 68.6%	65.5%	65.8%
% of AYP objectives met	75.0%	Down from 100.0%	92.3%	90.5%

* Length of contract = 185+ days.

** Prior year audited financial data available.

EVALUATION RESULTS

	Teachers	Students*	Parents*
Number of surveys returned	44	87	74
Percent satisfied with learning environment	95.5%	89.3%	86.5%
Percent satisfied with social and physical environment	95.5%	86.0%	86.1%
Percent satisfied with school-home relations	79.1%	87.1%	76.4%

*Only students at the highest elementary school grade level at this school and their parents were included.

REPORT OF PRINCIPAL AND SCHOOL IMPROVEMENT COUNCIL

In August of 2010, Calhoun Academy of the Arts welcomed almost 700 students and 85 staff members to a newly renovated building with a new office area, guidance suite, and auditorium. Renovations also included the addition of a computer lab, new flooring throughout the school, and a media center twice the size of the former one. March 29, 2011, marked the grand opening of the beautiful, state-of-the-art, 800-seat auditorium. The entire student body and staff participated in an original production, "Becoming Heroes," which featured choral music, dance, drama, and a performance by the Calhoun String Orchestra.

Two of Calhoun Academy's heroes are Angel McAlister and Barbara Koch.

Ms. McAlister was selected as District 5's Teacher of the Year for 2010-11 and proudly represented District 5 in the State Teacher of the Year competition. Ms. Koch was selected as a participant in the "Teacher at Sea" program of the National Oceanic and Atmospheric Program. She helped scientists at sea conduct a bottom trawl survey of the Atlantic Ocean off the coast of southern New England. Calhoun heroes Suzette Hart and Keri Small won a Lowe's Toolbox for Education grant in the amount of \$4000 that will be used to build an outdoor amphitheater on the grounds near the auditorium.

Calhoun Academy proudly displays the 2010 Palmetto Silver Award for General Performance on the State Report Card. Calhoun also achieved AYP status once again by meeting 19 out of 19 objectives on the PASS (Palmetto Assessment of State Standards).

Without the help of stakeholders such as PTA (2010-11 recipient of Bronze Leaf Association Award and Healthy Lifestyles grant), Calhoun's twelve business partners, the Legacy Mentor Program's 40 mentors, and Anderson University tutors and volunteers, it would be difficult to reach the standards of excellence that Calhoun teachers work hard to achieve. These supporters join parents in helping the children of Calhoun Academy of the Arts put their motto into action: Create, Aspire, and Achieve.

Mrs. Ann D. Self, Principal Mrs. April Rogers, SIC

Comprehensive detail, including definitions of ratings, performance criteria, and explanations of status, is available on www.ed.sc.gov and www.eoc.sc.gov as well as school and school district websites.

Printed versions are available from school districts upon request.

Abbreviations Key

N/A Not Applicable N/AV Not Available N/C Not Collected N/R Not Reported I/S Insufficient Sample TBD To be determined

NI Newly Identified CSI Continuing School Improvement CA Corrective Action RP Plan to Restructure R Restructure DELAY School Improvement Status HOLD School Improvement Status