



# SC Annual School Report Card Summary

**WHITEHALL ELEMENTARY**

**Anderson 5**

**Grades: K-5**

**Enrollment: 482**

**Principal: Kevin Snow**

**Superintendent: Betty T Bagley**

**Board Chair: Mr. Al Norris Jr.**

## PERFORMANCE

Comprehensive detail, including definitions of ratings, performance criteria, and explanations of status, is available on [www.ed.sc.gov](http://www.ed.sc.gov) and [www.eoc.sc.gov](http://www.eoc.sc.gov) as well as school and school district websites. Printed versions are available from school districts upon request.

YEAR	ABSOLUTE RATING	GROWTH RATING	PALMETTO GOLD AND SILVER AWARD		AYP STATUS	NCLB IMPROVEMENT STATUS
			General Performance	Closing the Gap		
2011	Excellent	Good	TBD	TBD	Not Met	N/A
2010	Good	Excellent	Gold	Silver	Met	N/A
2009	Average	Average	N/A	N/A	Not Met	N/A

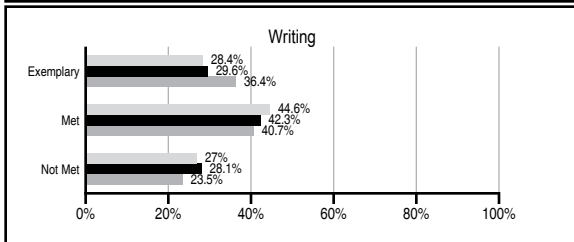
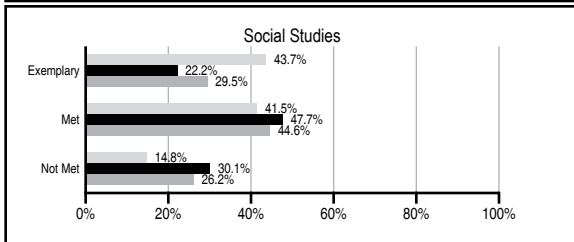
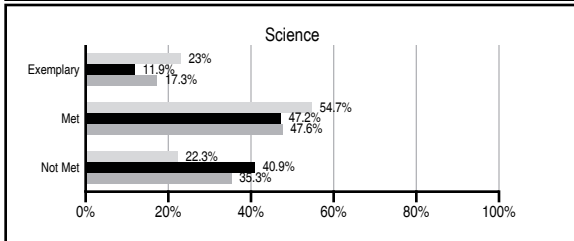
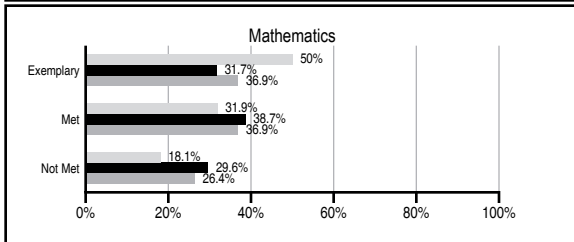
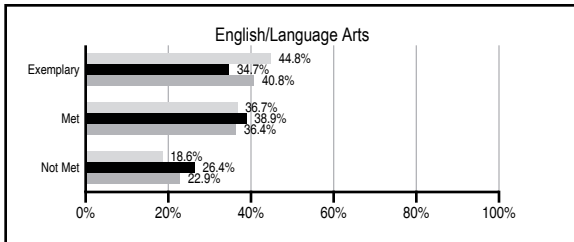
## ABSOLUTE RATINGS OF ELEMENTARY SCHOOLS WITH STUDENTS LIKE OURS\*

EXCELLENT	GOOD	AVERAGE	BELOW AVERAGE	AT-RISK
5	16	92	12	0

\* Ratings are calculated with data available by 11/09/2011. Schools with Students Like Ours are Elementary Schools with Poverty Indices of no more than 5% above or below the index for this school.



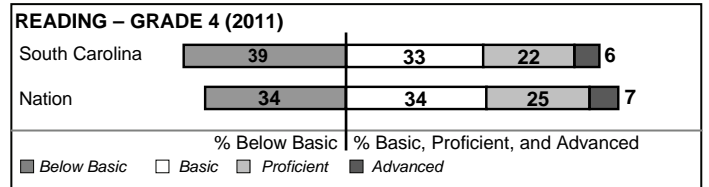
## PASS PERFORMANCE

Our School
  Elementary Schools with Students Like Ours
  Elementary schools statewide



## NAEP PERFORMANCE\*

\* Performance reported for SC and nation, data not available at school level. Percentages at NAEP Achievement Levels.



## SC PERFORMANCE VISION

*By 2020 all students will graduate with the knowledge and skills necessary to compete successfully in the global economy, participate in a democratic society and contribute positively as members of families and communities.*

### Abbreviations Key

N/A Not Applicable N/AV Not Available N/C Not Collected N/R Not Reported I/S Insufficient Sample TBD To be determined

NI Newly Identified CSI Continuing School Improvement CA Corrective Action RP Plan to Restructure R Restructure DELAY School Improvement Status HOLD School Improvement Status

# WHITEHALL ELEMENTARY [Anderson 5]

## SCHOOL PROFILE

	Our School	Change from Last Year	Elementary Schools with Students Like Ours	Median Elementary School
<b>Students (n=482)</b>				
Retention rate	3.0%	Up from 2.6%	1.3%	1.1%
Attendance rate	96.6%	Down from 99.9%	95.8%	96.2%
Served by gifted and talented program	21.6%	Up from 20.8%	11.0%	13.4%
With disabilities other than speech	3.0%	Down from 7.9%	4.8%	4.1%
Older than usual for grade	0.0%	Down from 0.2%	0.4%	0.3%
Out-of-school suspensions or expulsions for violent and/or criminal offenses	0.0%	No Change	0.0%	0.0%
<b>Teachers (n=30)</b>				
Teachers with advanced degrees	36.7%	Down from 41.7%	59.7%	62.5%
Continuing contract teachers	83.3%	Down from 86.1%	88.2%	88.2%
Teachers returning from previous year	76.8%	Down from 83.6%	87.4%	87.8%
Teacher attendance rate	93.8%	Up from 93.4%	94.9%	95.2%
Average teacher salary*	\$41,936	Down 5.1%	\$46,452	\$46,773
Classes not taught by highly qualified teachers	0.0%	No Change	0.0%	0.0%
Professional development days/teacher	7.4 days	Down from 8.3 days	11.2 days	10.5 days
<b>School</b>				
Principal's years at school	8.0	Up from 7.0	4.0	4.0
Student-teacher ratio in core subjects	17.9 to 1	Down from 19.2 to 1	19.5 to 1	19.9 to 1
Prime instructional time	89.9%	Down from 92.9%	89.7%	90.4%
Opportunities in the arts	Good	Down from Excellent	Good	Good
SACS accreditation	Yes	No Change	Yes	Yes
Parents attending conferences	100.0%	No Change	100.0%	100.0%
Character development program	Excellent	No Change	Excellent	Excellent
Dollars spent per pupil**	\$6,468	Down 12.2%	\$7,476	\$7,447
Percent of expenditures for instruction**	66.2%	Down from 69.0%	67.3%	68.4%
Percent of expenditures for teacher salaries**	65.5%	Down from 67.5%	64.2%	65.8%
% of AYP objectives met	94.1%	Down from 100.0%	88.0%	90.5%

\* Length of contract = 185+ days.

\*\* Prior year audited financial data available.

## EVALUATION RESULTS

	Teachers	Students*	Parents*
Number of surveys returned	32	73	67
Percent satisfied with learning environment	93.8%	75.3%	89.2%
Percent satisfied with social and physical environment	93.8%	78.9%	90.8%
Percent satisfied with school-home relations	75.0%	84.7%	77.3%

\*Only students at the highest elementary school grade level at this school and their parents were included.

## REPORT OF PRINCIPAL AND SCHOOL IMPROVEMENT COUNCIL

The faculty and staff of Whitehall Elementary School are committed to serving children according to their individual needs and helping them develop to their fullest potential. In addition to a rigorous curriculum, we teach our students to respect their own and other's talents, skills, and cultural backgrounds. During the 2010-2011 year, Whitehall Elementary served 472 students in kindergarten through fifth grade. Two emotionally disabled classes were housed at the school to meet the needs of district students.

Whitehall Elementary is fully accredited by the Southern Association of Colleges and Schools (SACSCASI). The school's five-year improvement plan focuses on the following goals: 1) Increase student achievement for all demographic groups based on Similar Schools data and at all levels on PASS, 2) Improve school climate by increasing the level of students' personal and social responsibility, increasing parent involvement and increasing teacher morale, and 3) Increase the teacher retention rate. In an effort to address these goals, professional development for teachers, curriculum initiatives, and other activities have been implemented.

The 2010-11 school year was Whitehall's first year as a Title 1 school. Meeting the criteria to become a Title 1 school qualified Whitehall for much needed funding for support staff, instructional materials, technology, and programs not available to non-Title schools. These resources were used wisely to support the needs of students and to increase student achievement.

On the 2010 Annual School Report Card issued by the State Department of Education, Whitehall made great strides. Its "Absolute Rating" moved from "Average" in 2009 to "Good" in 2010. Its "Growth Rating" moved from "Average" up two levels to "Excellent" in 2010! This was quite an accomplishment! Whitehall also made AYP, as measured by the Federal Government's "No Child Left Behind" law! Whitehall has much of which to be proud! Staff dedication and sustained effort have produced results. The faculty and staff of Whitehall remain committed to its mission of developing responsible, knowledgeable, and ethical students by providing challenging learning opportunities.

This year, Whitehall students participated in an Artist-in-Residency program that focused on developing the creativity of students. Student art was placed on display at the Anderson County Arts Center. Students also participated in a number of service learning activities to give back to the community. In addition to being an Exemplary Writing School, a Schools of Promise school, and a Red Carpet school, the Whitehall community is proud of this year's accomplishments.

Whitehall Elementary continues to be a school where "Learning is an Adventure and Character Counts!"

Kevin Snow, Principal

Mohan Gurung, SIC Chairperson

Comprehensive detail, including definitions of ratings, performance criteria, and explanations of status, is available on [www.ed.sc.gov](http://www.ed.sc.gov) and [www.eoc.sc.gov](http://www.eoc.sc.gov) as well as school and school district websites.

Printed versions are available from school districts upon request.

### Abbreviations Key

N/A Not Applicable N/AV Not Available N/C Not Collected N/R Not Reported I/S Insufficient Sample TBD To be determined

NI Newly Identified CSI Continuing School Improvement CA Corrective Action RP Plan to Restructure R Restructure DELAY School Improvement Status HOLD School Improvement Status