



SC Annual School Report Card Summary

VARENNES ACADEMY OF COMMUNICATION & Anderson 5
 Grades: K-5 Enrollment: 381
 Principal: Mr. Leonard Galloway
 Superintendent: Betty T Bagley
 Board Chair: Mr. Al Norris Jr.

PERFORMANCE

Comprehensive detail, including definitions of ratings, performance criteria, and explanations of status, is available on www.ed.sc.gov and www.eoc.sc.gov as well as school and school district websites. Printed versions are available from school districts upon request.

YEAR	ABSOLUTE RATING	GROWTH RATING	PALMETTO GOLD AND SILVER AWARD		AYP STATUS	NCLB IMPROVEMENT STATUS
			General Performance	Closing the Gap		
2011	Average	Good	TBD	TBD	Not Met	N/A
2010	Below Average	Average	N/A	N/A	Met	N/A
2009	Average	Average	N/A	N/A	Met	N/A

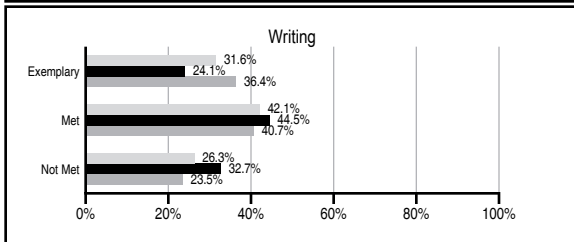
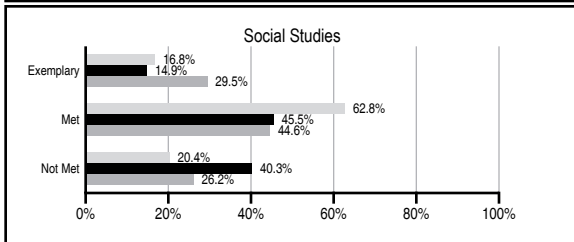
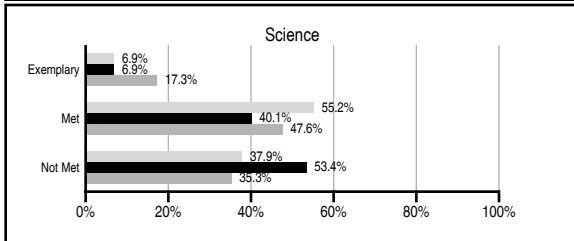
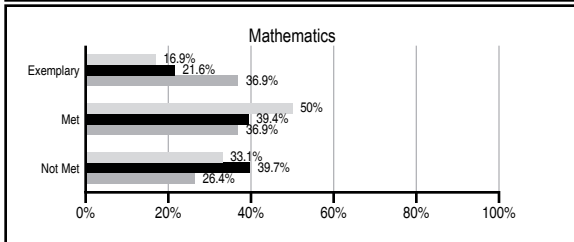
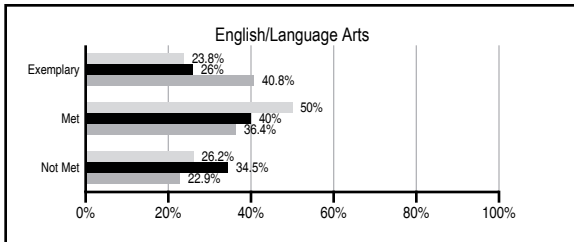
ABSOLUTE RATINGS OF ELEMENTARY SCHOOLS WITH STUDENTS LIKE OURS*

EXCELLENT	GOOD	AVERAGE	BELOW AVERAGE	AT-RISK
1	6	78	50	23

* Ratings are calculated with data available by 11/09/2011. Schools with Students Like Ours are Elementary Schools with Poverty Indices of no more than 5% above or below the index for this school.

PASS PERFORMANCE

Our School Elementary Schools with Students Like Ours Elementary schools statewide



NAEP PERFORMANCE*

* Performance reported for SC and nation, data not available at school level. Percentages at NAEP Achievement Levels.



SC PERFORMANCE VISION

By 2020 all students will graduate with the knowledge and skills necessary to compete successfully in the global economy, participate in a democratic society and contribute positively as members of families and communities.

Abbreviations Key

N/A Not Applicable N/AV Not Available N/C Not Collected N/R Not Reported I/S Insufficient Sample TBD To be determined

NI Newly Identified CSI Continuing School Improvement CA Corrective Action RP Plan to Restructure R Restructure DELAY School Improvement Status HOLD School Improvement Status

VARENNES ACADEMY OF COMMUNICATION & TECHNOLOGY [Anderson 5]

SCHOOL PROFILE

	Our School	Change from Last Year	Elementary Schools with Students Like Ours	Median Elementary School
Students (n=381)				
Retention rate	1.0%	Up from 0.3%	1.5%	1.1%
Attendance rate	96.7%	Down from 99.9%	96.0%	96.2%
Served by gifted and talented program	14.6%	Up from 11.3%	5.2%	13.4%
With disabilities other than speech	4.5%	Down from 11.4%	4.3%	4.1%
Older than usual for grade	0.0%	Down from 0.3%	0.6%	0.3%
Out-of-school suspensions or expulsions for violent and/or criminal offenses	0.0%	No Change	0.0%	0.0%
Teachers (n=33)				
Teachers with advanced degrees	72.7%	Up from 60.0%	61.9%	62.5%
Continuing contract teachers	97.0%	Up from 96.7%	82.1%	88.2%
Teachers returning from previous year	87.8%	Up from 80.0%	84.5%	87.8%
Teacher attendance rate	95.0%	Up from 92.0%	95.2%	95.2%
Average teacher salary*	\$45,936	Down 0.8%	\$45,022	\$46,773
Classes not taught by highly qualified teachers	0.0%	No Change	0.0%	0.0%
Professional development days/teacher	10.8 days	Down from 11.3 days	10.6 days	10.5 days
School				
Principal's years at school	1.0	Down from 27.0	3.0	4.0
Student-teacher ratio in core subjects	17.6 to 1	Down from 18.6 to 1	17.5 to 1	19.9 to 1
Prime instructional time	90.4%	Down from 91.0%	90.4%	90.4%
Opportunities in the arts	Good	No Change	Good	Good
SACS accreditation	Yes	No Change	Yes	Yes
Parents attending conferences	100.0%	No Change	100.0%	100.0%
Character development program	Excellent	No Change	Excellent	Excellent
Dollars spent per pupil**	\$7,835	Down 21.8%	\$8,540	\$7,447
Percent of expenditures for instruction**	69.4%	Up from 66.5%	67.6%	68.4%
Percent of expenditures for teacher salaries**	68.4%	Up from 65.6%	63.9%	65.8%
% of AYP objectives met	93.3%	Down from 100.0%	76.9%	90.5%

* Length of contract = 185+ days.

** Prior year audited financial data available.

EVALUATION RESULTS

	Teachers	Students*	Parents*
Number of surveys returned	31	59	33
Percent satisfied with learning environment	93.5%	96.6%	87.1%
Percent satisfied with social and physical environment	96.8%	98.3%	81.8%
Percent satisfied with school-home relations	48.4%	91.5%	81.8%

*Only students at the highest elementary school grade level at this school and their parents were included.

REPORT OF PRINCIPAL AND SCHOOL IMPROVEMENT COUNCIL

Varennnes Academy of Communications and Technology is a Title One School located in Anderson, SC. We served approximately 387 students in 2010-2011 in grades K-5. All students attend physical education, art, music, and computer classes as well as visit the media center on a weekly basis. Two Reading Recovery teachers serve first grade students who have been identified as at-risk readers. In addition, our two resource teachers work diligently alongside the regular classroom teacher to help special education students master grade-level standards. Teachers at every grade level engage in collaborative planning sessions weekly to ensure they are delivering age appropriate, standards-based lessons. The learning community at Varennnes is committed to student success.

Varennnes has received numerous awards including the Literacy Spot Award, Red Carpet Award, and recognition for meeting AYP. Communications and technology impacts our school greatly. We believe that effective communication skills are critical for our students to function in our global society. Technology has been used to enhance instruction at Varennnes for many years. Students are engaged in technology-rich lessons that encourage them to become innovative thinkers and prepare them to compete in the future job market. Each grade level presents their students with year-end technology projects. Completion of these projects will ensure that our students are empowered to use communications and technology to reach their greatest potential.

We believe that building a strong school-home network is vital to the success of our students. For that reason, we actively seek parental and community involvement in all school activities. Parents, students, and faculty/staff members have participated in various after-school events such as our math, literacy, and technology nights. Through the tireless efforts of our students, teachers, parents, and community, Varennnes is making great progress. However, we believe that the future holds unlimited possibilities.

Mr. Leonard Galloway, Principal
Mr. Lenear Reeves, SIC Chair

Comprehensive detail, including definitions of ratings, performance criteria, and explanations of status, is available on www.ed.sc.gov and www.eoc.sc.gov as well as school and school district websites.

Printed versions are available from school districts upon request.

Abbreviations Key

N/A Not Applicable N/AV Not Available N/C Not Collected N/R Not Reported I/S Insufficient Sample TBD To be determined

NI Newly Identified CSI Continuing School Improvement CA Corrective Action RP Plan to Restructure R Restructure DELAY School Improvement Status HOLD School Improvement Status