



# SC Annual School Report Card Summary

NEVITT FOREST COMMUNITY SCHOOL OF INNOVATION  
 Anderson 5  
 Grades: K-5 Enrollment: 435  
 Principal: Kelly Elrod  
 Superintendent: Betty T Bagley  
 Board Chair: Mr. Al Norris Jr.

## PERFORMANCE

Comprehensive detail, including definitions of ratings, performance criteria, and explanations of status, is available on [www.ed.sc.gov](http://www.ed.sc.gov) and [www.eoc.sc.gov](http://www.eoc.sc.gov) as well as school and school district websites. Printed versions are available from school districts upon request.

YEAR	ABSOLUTE RATING	GROWTH RATING	PALMETTO GOLD AND SILVER AWARD		AYP STATUS	NCLB IMPROVEMENT STATUS
			General Performance	Closing the Gap		
2011	Average	Good	TBD	TBD	Met	N/A
2010	Average	Good	Silver	N/A	Met	N/A
2009	Average	Good	Silver	Silver	Met	NI-DELAY

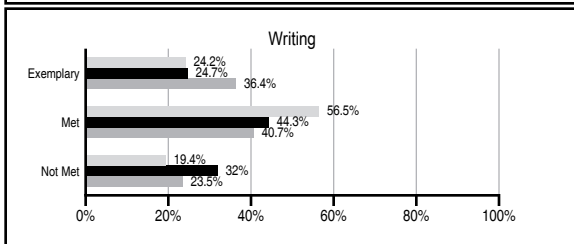
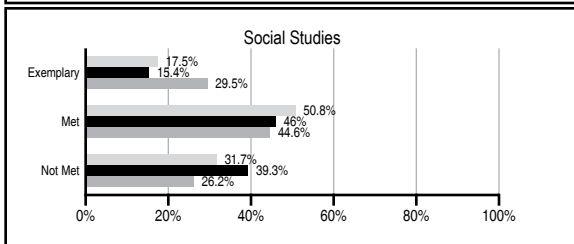
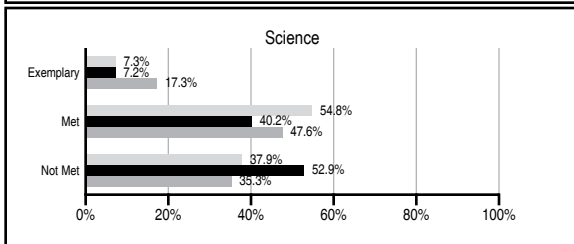
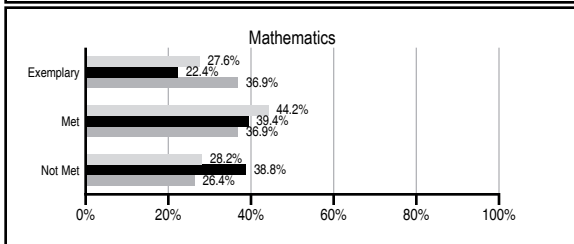
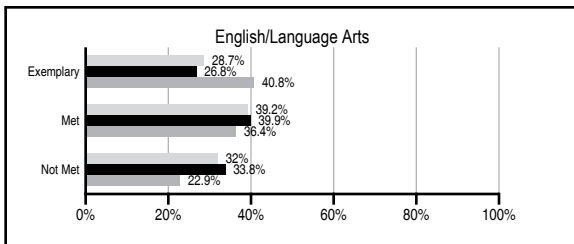
## ABSOLUTE RATINGS OF ELEMENTARY SCHOOLS WITH STUDENTS LIKE OURS\*

EXCELLENT	GOOD	AVERAGE	BELOW AVERAGE	AT-RISK
2	8	92	52	23

\* Ratings are calculated with data available by 11/09/2011. Schools with Students Like Ours are Elementary Schools with Poverty Indices of no more than 5% above or below the index for this school.

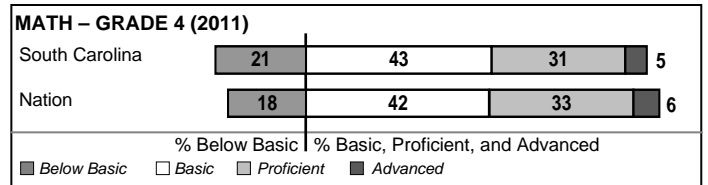
## PASS PERFORMANCE

Our School  
 Elementary Schools with Students Like Ours  
 Elementary schools statewide



## NAEP PERFORMANCE\*

\* Performance reported for SC and nation, data not available at school level. Percentages at NAEP Achievement Levels.



## SC PERFORMANCE VISION

*By 2020 all students will graduate with the knowledge and skills necessary to compete successfully in the global economy, participate in a democratic society and contribute positively as members of families and communities.*

### Abbreviations Key

N/A Not Applicable N/AV Not Available N/C Not Collected N/R Not Reported I/S Insufficient Sample TBD To be determined

NI Newly Identified CSI Continuing School Improvement CA Corrective Action RP Plan to Restructure R Restructure DELAY School Improvement Status HOLD School Improvement Status

# NEVITT FOREST COMMUNITY SCHOOL OF

## SCHOOL PROFILE

	Our School	Change from Last Year	Elementary Schools with Students Like Ours	Median Elementary School
<b>Students (n=435)</b>				
Retention rate	0.0%	Down from 1.5%	1.5%	1.1%
Attendance rate	94.7%	Down from 99.9%	96.1%	96.2%
Served by gifted and talented program	32.8%	Up from 20.7%	5.4%	13.4%
With disabilities other than speech	2.7%	Down from 7.5%	4.3%	4.1%
Older than usual for grade	0.2%	Down from 0.6%	0.6%	0.3%
Out-of-school suspensions or expulsions for violent and/or criminal offenses	0.0%	No Change	0.0%	0.0%
<b>Teachers (n=35)</b>				
Teachers with advanced degrees	51.4%	Up from 50.0%	61.7%	62.5%
Continuing contract teachers	85.7%	Down from 86.1%	82.4%	88.2%
Teachers returning from previous year	83.2%	Up from 80.1%	84.7%	87.8%
Teacher attendance rate	96.5%	Up from 94.7%	95.2%	95.2%
Average teacher salary*	\$42,080	Down 3.3%	\$45,139	\$46,773
Classes not taught by highly qualified teachers	0.0%	No Change	0.0%	0.0%
Professional development days/teacher	13.3 days	Up from 11.4 days	10.6 days	10.5 days
<b>School</b>				
Principal's years at school	4.0	Up from 3.0	4.0	4.0
Student-teacher ratio in core subjects	16.8 to 1	Up from 15.8 to 1	17.6 to 1	19.9 to 1
Prime instructional time	90.8%	Down from 94.4%	90.3%	90.4%
Opportunities in the arts	Good	Down from Excellent	Good	Good
SACS accreditation	Yes	No Change	Yes	Yes
Parents attending conferences	99.0%	Down from 99.3%	100.0%	100.0%
Character development program	Excellent	No Change	Excellent	Excellent
Dollars spent per pupil**	\$8,315	Down 9.8%	\$8,435	\$7,447
Percent of expenditures for instruction**	69.8%	Down from 70.6%	67.8%	68.4%
Percent of expenditures for teacher salaries**	65.9%	Down from 68.1%	64.2%	65.8%
% of AYP objectives met	100.0%	No Change	76.9%	90.5%

\* Length of contract = 185+ days.

\*\* Prior year audited financial data available.

## EVALUATION RESULTS

	Teachers	Students*	Parents*
Number of surveys returned	34	62	43
Percent satisfied with learning environment	94.1%	79.0%	85.7%
Percent satisfied with social and physical environment	100.0%	75.8%	73.8%
Percent satisfied with school-home relations	61.8%	75.8%	85.7%

\*Only students at the highest elementary school grade level at this school and their parents were included.

## REPORT OF PRINCIPAL AND SCHOOL IMPROVEMENT COUNCIL

Nevitt Forest Community School of Innovation is a Title I magnet school that serves approximately 420 students in kindergarten through fifth grade. Nevitt Forest also offers an Extended Day program for all students from 7:15 AM until 4:45 PM, four days a week. In 2010-11, we added gender education from first to fourth grade. In 2011-12, we will add community resources to our newly expanded and renovated campus. These innovative approaches to serving students and our community are the result of our Inside Out Center for Learning grant that we received two years ago along with our 21st Century Learning Center federal grant.

The Nevitt Forest learning community is proud of the accomplishments made during the previous year. Last year's PASS scores showed improvement from the previous year and brought our school another Silver Flag award with an absolute rating of "Average" and an improvement rating of "Good." In addition, we were one of seven schools in the state to be named an "Exemplary Writing" school. In recent years, we have been named a Flagship School of Promise as recognized by the South Carolina Association of School Administrators and have been named a Literacy Spot School by the Reading Recovery Council and the State Department of Education for 2008.

Nevitt Forest's success can be attributed to skilled instructors who utilize such strategies as balanced literacy, Writer's Workshop, innovative technology, "Thinking Maps", and science-kits. Each classroom at Nevitt contains a SMART board, visual presenter, and LCD projector that teachers use regularly to enhance instruction.

Nevitt Forest Community School of Innovation is committed to serving the whole child and community. Therefore, we have a fulltime guidance counselor and a part-time mental health counselor. These counselors help our students deal with issues such as peer pressure and divorce, as well as teaching such character traits as honesty, integrity, and responsibility. The guidance counselor meets with individual students and small groups and has class lessons on a regular basis. Throughout the school year, our guidance department offers many activities such as Career Day and College Week! In addition, one full week at the end of the school year is set aside for our "Innovation Week" in which the entire school participates in special days and activities to enhance their life skills and promote innovations within our daily lives. Some examples include Technology Day, SECME Day and DEAR Day! Literacy, Math, Science and Writing nights provide parents the opportunity to see the academics students learn each and every day and to participate with them in their content learning. Pastries for Parents, Family Fun Night, Fall Festival, Musical or Art nights give families the chance to spend time at the school and connect to their child's in a family friendly environment.

Come visit our school and see what all the excitement is about!

Kelly P. Elrod, Principal  
Brandy McDavid, SIC Chair

Comprehensive detail, including definitions of ratings, performance criteria, and explanations of status, is available on [www.ed.sc.gov](http://www.ed.sc.gov) and [www.eoc.sc.gov](http://www.eoc.sc.gov) as well as school and school district websites.

Printed versions are available from school districts upon request.

### Abbreviations Key

N/A Not Applicable N/AV Not Available N/C Not Collected N/R Not Reported I/S Insufficient Sample TBD To be determined

NI Newly Identified CSI Continuing School Improvement CA Corrective Action RP Plan to Restructure R Restructure DELAY School Improvement Status HOLD School Improvement Status